

## TECHNICAL DATA

Model	Normally in Stock	BTU/H Capacity	95/95 Rating BTU/H	Ambient Temp. °F Max./Min.	Volts	Hz	Running Amps	** Approx. Weight (lbs.)
K2A6C12HTL5*								

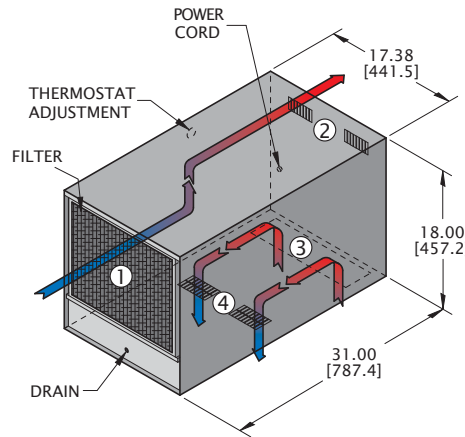
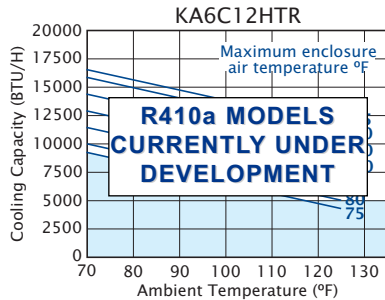
\*R410a refrigerant models currently under development. Contact Kooltronic for availability.

NOTE: Existing units using R22 Refrigerant will continue to be serviced until December 31, 2019

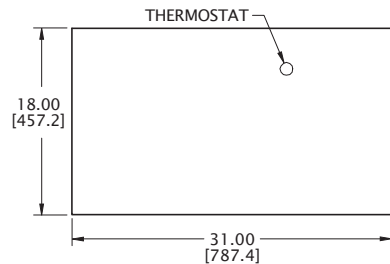
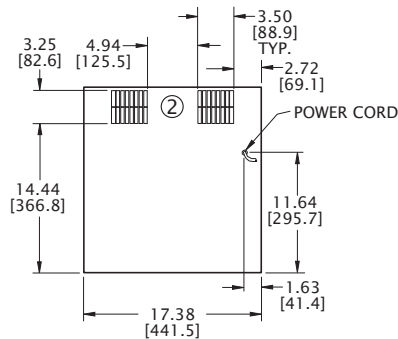


**\*\*R410a MODELS CURRENTLY UNDER DEVELOPMENT**

## PERFORMANCE



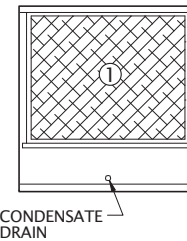
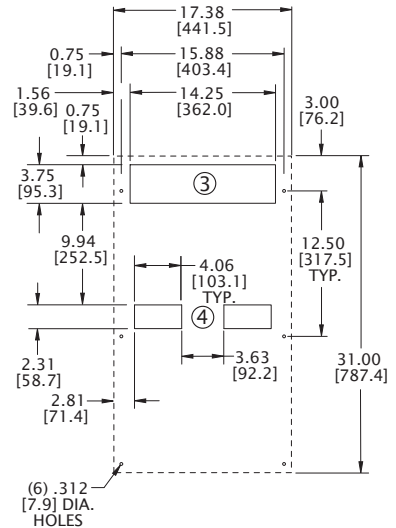
- ① FILTERED CONDENSER AIR INLET (Ambient Air In)
- ② CONDENSER OUTLET (Warm Ambient Air Out)
- ③ WARM AIR RETURN FROM ENCLOSURE
- ④ COOL AIR OUTLET TO ENCLOSURE



## ACCESSORIES AND OPTIONS

- Cooling Effect Detector
- Enclosure Heater
- Filter Recoating Adhesive
- Internal Corrosion Protection
- Lead-Lag Controller
- Lifting Eyes
- Low Airflow Detector
- Low Ambient Kit
- Remote Thermostat Relay
- Replacement Filters
- Short Cycle Protector
- Special controls or indicators
- Special materials or finishes or connectors
- Stainless or Aluminum Shell

## MOUNTING PLAN



Dimensions, inches [mm], are for reference only and subject to change.

Switchable. Switch is internally-mounted for security.

\*\* Rating shown is for operation at maximum ambient temperature.

ht712.qxd 9/18/07

## DESCRIPTION

KOOLTRONIC *Horizontal Top-Mounted Air Conditioners* provide a full range of cooling capacities where space or other limitations prevent panel or internal rack mounting.

Outdoor or corrosive environments require weather protection and/or special internal and external protective features.

For extreme ambient temperatures and/or severely contaminated environments, the use of *Water-Cooled Air Conditioners* is recommended.

**KOOLTRONIC also designs and manufactures a variety of Air Conditioners to meet *unique* specifications. We invite your inquiries about our modification and custom-design capabilities.**

## STANDARD FEATURES

**CLOSED-LOOP COOLING:** The enclosure interior airflow system is isolated from the ambient airflow system. Ambient air can not invade the cool, dehumidified sensitive component compartment.

**BALL-BEARING MOTORS:** All blower motors are UL/CSA Recognized and include automatic-reset thermal overload protection and double-sealed or double-shielded precision ball bearings. Special permanent lubricants perform over a broad temperature range: -20°F [-28.9°C] to 250°F [121.1°C].

**BLOWERS:** All centrifugal blowers are Kooltronic-designed and built, to provide optimum airflow and pressure for each Air Conditioner design.

**RUGGED CONSTRUCTION:** Precision-engineered heavy gauge steel construction of all shells and blowers insures Air Conditioners will stand up under tough applications.

**BAKED POWDER FINISH:** Durable, baked-on gray powder finish is standard. Other finishes are available.

**POWER:** Available in 115 VAC, 60 Hz or 50/60 switchable and 230 VAC, 50 Hz or 60 Hz.

**REFRIGERANTS:** R410a Refrigerant models currently under development.

**FILTERS:** Multi-layer grid of sturdy, corrugated aluminum in an aluminum frame. May be reused after washing off accumulations and spraying with A-16 Recoating Adhesive.

**CONDENSATE EVAPORATOR:** Built-in Condensate Evaporator eliminates need for draining condensate under normal operating conditions. May not be adequate in extremely high humidity with open or leaky enclosure. Overflow condensate drain fitting and hose are included.

**LOW TEMPERATURE CONTROL:** Thermostatic Low Temperature Control prevents over-cooling and provides energy-efficient operation.

**EMI/RFI SUPPRESSOR:** EMI/RFI Suppressor minimizes transient line spikes during on/off cycling.

**POWER CORD:** All models have six foot [1.8m] SJT-type 3-wire power cords. Those rated at 16.0 Amps or less are supplied with appropriate plugs. Those rated at more than 16.0 Amps are supplied without plugs, for direct wiring to power source. For these, junction box connections, enabling UL Listed status where applicable, can be supplied at added cost.

**INSULATION:** All cold components, lines and the evaporator compartment are insulated with high-performance insulation for maximum efficiency.

**GASKETING:** All units are fully gasketed for tight, leakproof installation, in compliance with the NEMA 4/4X Enclosure Rating.

**QUALITY ASSURANCE:** Refrigeration system components are kept sealed until charged with refrigerant; all brazed joints are thoroughly leak-tested; each unit is functionally tested before shipment.

**INSTALLATION:** Detailed Installation and Operator's Manual, with drawings, mounting plan and spare parts list is included with each unit.

**UL/CUL RECOGNIZED:** All *Full Size Series 12,000 BTU/H* models are *UL/CUL Recognized*. All *Recognized* models are available as *Listed* at added cost.

## ACCESSORIES AND OPTIONS\*\*

### FACTORY-INSTALLED OPTIONS:

**ALUMINUM SHELL:** Where light weight and/or compatibility with appearance of Aluminum Enclosures are required. Unpainted Type 5052 is standard. Other types and ultra-violet-resistant baked powder finish are available.

Append letter "A" to Part No. (5052 Unpainted)

**COOLING EFFECT DETECTOR:** A thermostat is mounted inside the cabinet and attached to a sensor in the warm air return. When the air temperature increases to the set point, a signal is sent to a terminal block. User-installed wiring from the terminal block to local and/or remote warning devices (*light, bell, siren, etc.*) can be for normally open or closed operation.

Append letter "B" to Part No.

**ENCLOSURE HEATER:** 120V or 240V fin strip heater, installed singly or ganged, used to maintain desired internal enclosure temperature, under cold operating conditions.

Single Heater, append letter "F" to Part No.

**INTERNAL CORROSION PROTECTION:** For corrosive or other hostile environments, special coating material is applied to copper lines, coils and other parts subject to damage. Also see *Stainless Steel Shells* or *Integrity NEMA 4/4X Air Conditioners*.

Append letter "H" to Part No.

\*\*Contact KOOLTRONIC for information.

## ACCESSORIES AND OPTIONS\*\* (continued)

**LIFTING EYES:** Heavy-gauge steel lifting eyes, attached to the side panels, assist in positioning units.

Append letter "K" to Part No.

**LOW AIRFLOW DETECTOR:** Similar to the Airflow Switch shown in the Blower Accessories Section, the switch is installed in a suitable location in the Air Conditioner to detect loss of airflow, and sends a signal to a terminal block, through which user-installed wiring and warning devices are activated.

Append letter "M" to Part No.

**LOW AMBIENT KIT:** Maintains sufficient operating pressures when ambient temperatures drop below 50°F [10°C]. Includes a compressor heater and pressure actuated condenser blower cycling control.

Append letter "N" to Part No.

**SHORT CYCLE PROTECTOR:** Protects the compressor from possible damage due to harmful short cycling, by initiating an "off" period before resumption of normal operation. Generally air conditioners require several minutes off for compressor protection after power interruptions of any type. These power interruptions can include power failures, opening of interlocked access doors, and cases where a thermostat activates the compressor in less than a few minutes. This option is particularly recommended for applications where frequent, brief power failures occur, interlocked cabinet doors are utilized, or where the cabinet internal loads fluctuate across a wide range.

Append letter "Y" to Part No.

### SPECIAL MATERIALS OR FINISHES\*\*

#### SPECIAL MOTORS, LINE CORDS OR CONNECTORS\*\*

**STAINLESS STEEL SHELL:** For applications in corrosive or other hostile environments such as those requiring Internal Corrosion Resistant Coatings, especially where chemical/moisture combinations are present.

Append letter "V" to Part No. (304-2B Unpainted)

## CUSTOMER-INSTALLED OPTIONS

**FILTER RECOATING ADHESIVE:** This compound is a superior product for recoating filters after washing. The adhesives penetrate dirt layers to keep the filter surface tacky for longer effective performance between washings. Part No. A-16.

**REPLACEMENT FILTERS:** All KOOLTRONIC filters consist of a multi-layer grid of sturdy corrugated aluminum, securely held in a one-piece aluminum frame. Filters are required wherever air is drawn into an electronics enclosure or related cooling equipment to keep internal parts as clean as possible. A non-drying adhesive coating traps a high percentage of particulate matter. These filters are reuseable, they may be washed and recoated with the appropriate filter recoating adhesive. Replacements are available for those which become damaged or otherwise non-serviceable.

Part No. 17001F (16.63" x 13.60" x 0.50" [422mm x 343mm x 13mm])

**WEATHER PROTECTION KIT:** For outdoor installations subject to invasion by rain, snow or windblown dirt, special deflectors shield the condenser air inlet and outlet ports. Air conditioners installed outdoors may also require special exterior paint.

\*\*Contact KOOLTRONIC for information.

## HOW TO ORDER

Specify model number. NOTE: Accessories and Options may affect model number, contact KOOLTRONIC for information.

***For assistance in model selection, refer to the Air Conditioner Sizing and Selection Guide, contact KOOLTRONIC, or use one of our design aid software programs, available FREE.***

CALL 1-800-321-KOOL (5665)  
or FAX 609-466-1114

**POPULAR MODELS ARE  
STOCKED AND READY TO SHIP**