



# K2BC2E180/35B MOTORIZED IMPELLER

## TECHNICAL DATA

Model	CFM@ Cutoff		Volts	Hz	Amps	Watts	Capacitor		RPM	dBA	Min. Temp.	Max. Temp.
	0" S.P.	S.P.					µF	RPM				
K2BC2E180/35B	306	1.6	230	60	0.27	61	1.5	2925	66	-40°F/-40°C	158°F/70°C	
K2BC2E180/35B	279	1.2	230	50	0.26	58	2.0	2670	64	-40°F/-40°C	158°F/70°C	



## STANDARD FEATURES

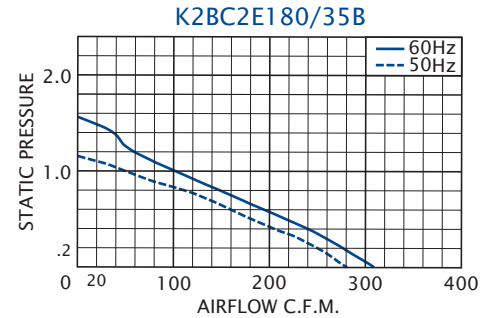
- Low noise level
- 306 CFM capacity
- Available in 230 VAC, 50/60Hz
- Compact size
- Precision balanced
- External rotor design
- Precision ball-bearing motors
- Class F, thermally protected
- UL 94 V-0 plastic impeller
- UL Recognized

## ACCESSORIES\*

- Capacitor - P/N: 50Hz. - 0452-64/  
60Hz. - 0452-58
- Inlet Ring - P/N: 1114-08

**\*Note:** This unit requires a capacitor for operation. Capacitors are sold separately and shipped loose for field installation by customer. An Inlet Ring is recommended for optimum performance. These are sold separately, to be installed by the customer.

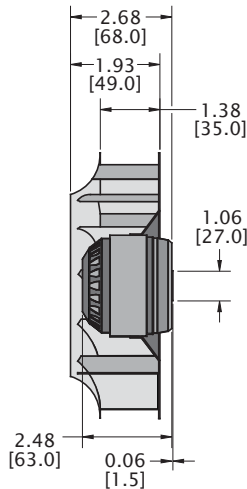
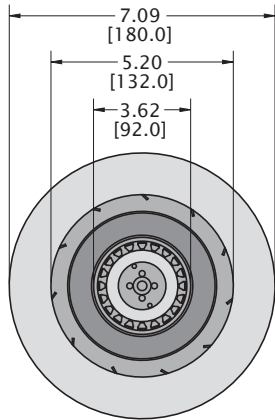
## PERFORMANCE



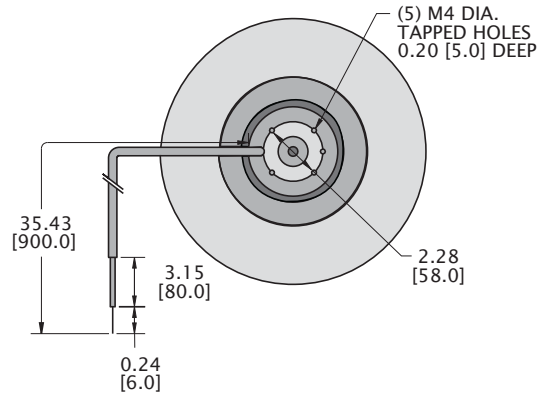
Airflow vs. static pressure curves are shown for 60 Hz and 50 Hz (broken line) inputs. Static pressure is in inches of water.

## DRAWINGS

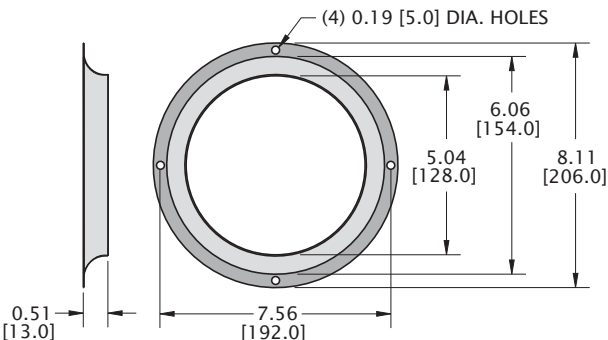
Dimensions, inches [mm], are for reference only and are subject to change.



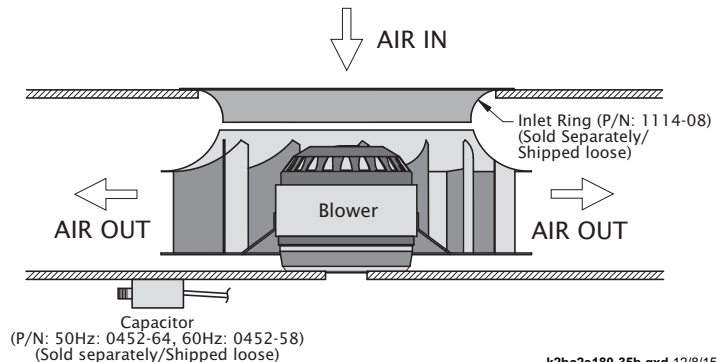
An inlet ring, which must be installed by the customer, is recommended for optimum performance. This unit requires a capacitor which must be mounted and connected by the customer.



## INLET RING P/N: 1114-08



## TYPICAL INSTALLATION



k2bc2e180-35b.qxd 12/8/15