



K2BC4E225/63A MOTORIZED IMPELLER

TECHNICAL DATA

Model	CFM@ Cutoff		Volts	Hz	Amps	Watts	Capacitor		RPM	dBA	Min. Temp.	Max. Temp.
	0" S.P.	S.P.					μF	RPM				
K2BC4E225/63A	506	0.74	230	60	0.26	56	1.5	1635	59	-40°F/-40°C	158°F/70°C	
K2BC4E225/63A	435	0.54	230	50	0.23	50	1.5	1400	56	-40°F/-40°C	158°F/70°C	



STANDARD FEATURES

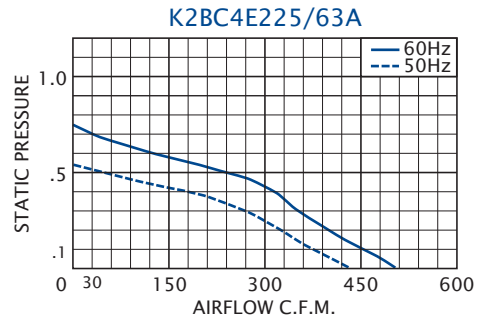
- Low noise level
- 506 CFM capacity
- Available in 230 VAC, 50/60Hz
- Compact size
- Precision balanced
- External rotor design
- Precision ball-bearing motors
- Class F, thermally protected
- UL 94 V-0 plastic impeller
- UL Recognized
- Normally In-Stock

ACCESSORIES*

- Capacitor - P/N: 0452-64
- Inlet Ring - P/N: 1114-07

***Note:** This unit requires a capacitor for operation. Capacitors are sold separately and shipped loose for field installation by customer. An Inlet Ring is recommended for optimum performance. These are sold separately, to be installed by the customer.

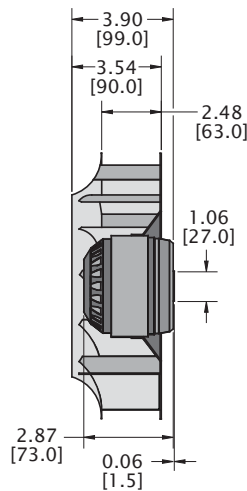
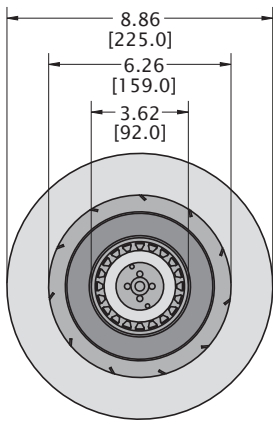
PERFORMANCE



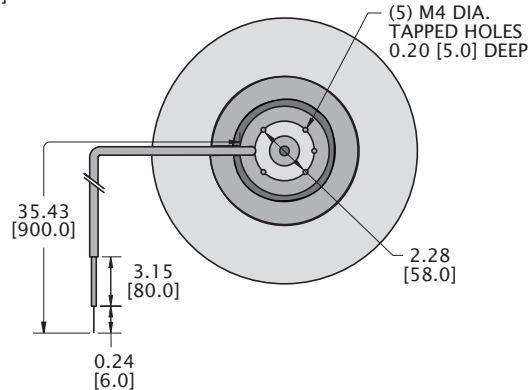
Airflow vs. static pressure curves are shown for 60 Hz and 50 Hz (broken line) inputs. Static pressure is in inches of water.

DRAWINGS

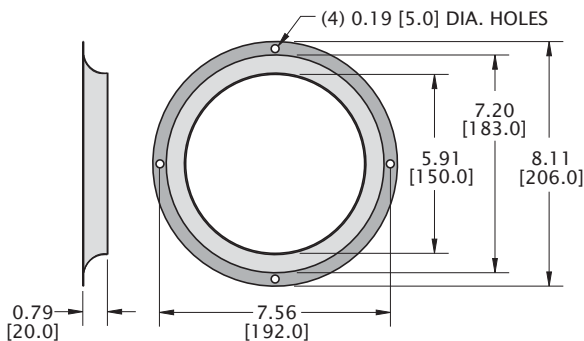
Dimensions, inches [mm], are for reference only and are subject to change.



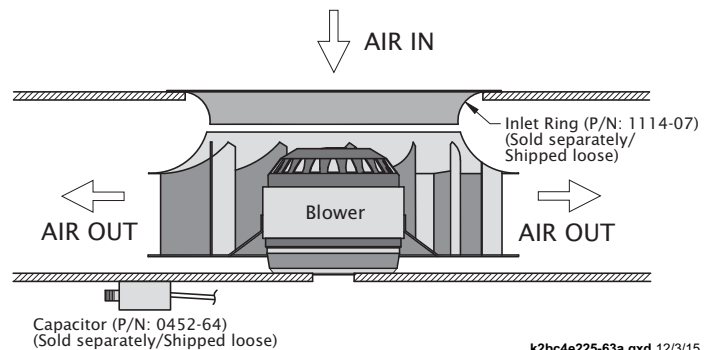
An inlet ring, which must be installed by the customer, is recommended for optimum performance. This unit requires a capacitor which must be mounted and connected by the customer.



INLET RING P/N: 1114-07



TYPICAL INSTALLATION



k2bc4e225-63a.qxd 12/3/15