

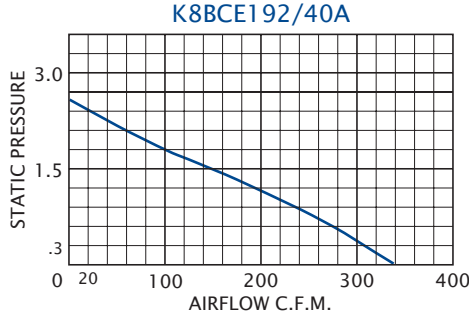
TECHNICAL DATA

Model	CFM@ 0" S.P.	Cutoff S.P.	DC Volts	Amps	Watts	RPM	dBA	Min. Temp.	Max. Temp.
K8BCE192/40A	341	2.58	48	1.82	87	3270	67	-4°F/-20°C	158°F/70°C

STANDARD FEATURES

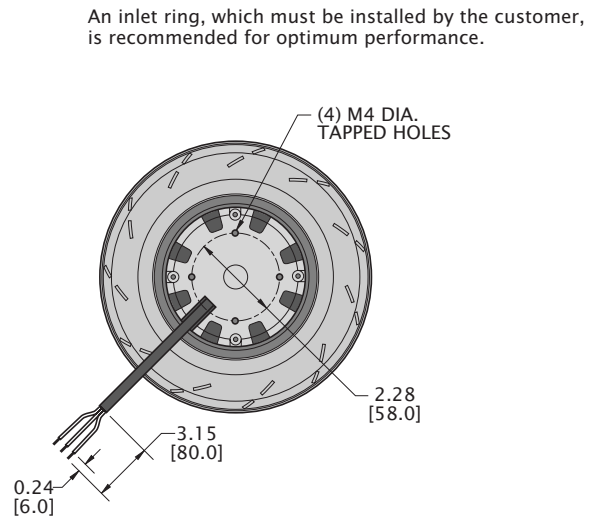
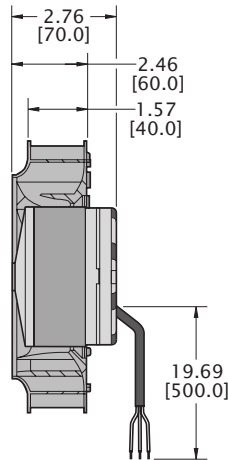
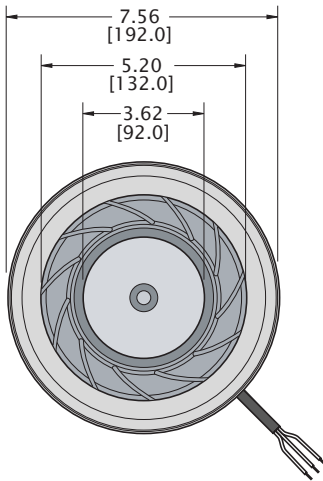
- Low noise level
- 341 CFM capacity
- Compact size
- Nominal voltage 48VDC (36-60VDC)
- Precision balanced
- External rotor design
- Precision ball-bearing motors
- Reverse polarity protection
- Soft start
- Locked rotor protection
- Tachometer output (open collector)
- Controlled by 0-10VDC or PWM signal

PERFORMANCE

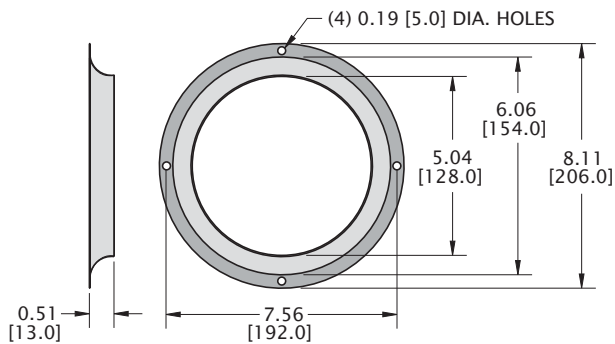


DRAWINGS

Dimensions, inches [mm], are for reference only and are subject to change.



OPTIONAL INLET RING P/N: 1114-08



TYPICAL INSTALLATION

