

KBB443 QUADRUPLEX CENTRIFUGAL BLOWER



ACCESSORIES AND OPTIONS

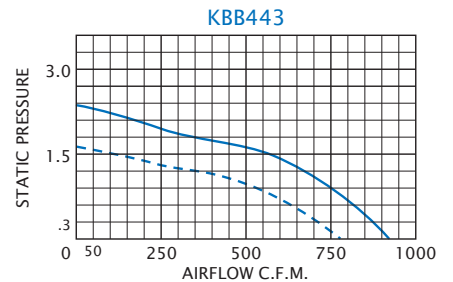
- Airflow Switch
- Automatic Speed Control
- Other voltages and frequencies
- Special external paint finishes
- Special line cord or connectors

STANDARD FEATURES

- Capacities: 920 CFM
- Extremely quiet, efficient operation
- Full performance in any mounting position
- Rugged construction with baked powder finish
- UL/CSA ball bearing motors
- 12-inch [304.8mm] (minimum) power and ground leads
- Accessories and options



PERFORMANCE GRAPH



Airflow vs. static pressure curves are shown for 60 Hz and 50 Hz (broken line) inputs. Static pressure is in inches of water.

TECHNICAL DATA*

Model	Normally In-Stock	CFM @ 0" S.P.	Cutoff S.P.	RPM Nominal	Amps		Watts	Approximate Weight	
					Run.	L.R.		Lbs.	Kg.
KBB443	Yes	920	2.30	3350	5.6	18.1	630	22	10.0

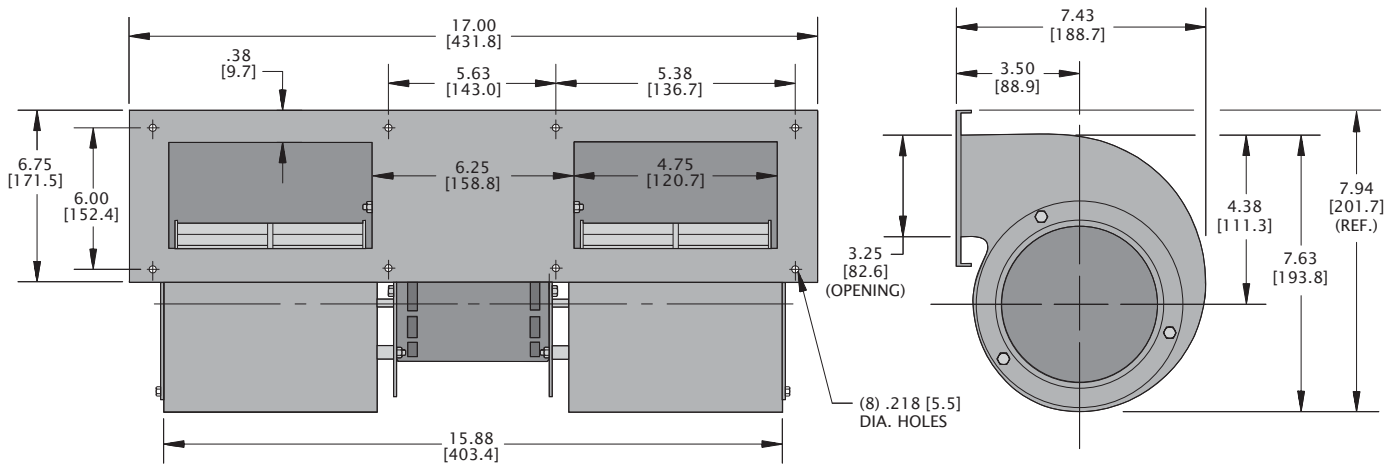
* 115V, 60 Hz. operation

Find additional information on this model at kooltronic.com, or use the Technical Documents QR code below.

Technical Documents




DIMENSIONS inches [metric]



Dimensions, inches [mm], are for reference only and subject to change. Diagram does not depict oversized mounting plate on this model.

kbb443.qxd 12/23/15



KBB443 QUADRUPLEX CENTRIFUGAL BLOWER

DESCRIPTION

KOOLTRONIC **Quadruplex Centrifugal Blowers** move more air with less noise and greater efficiency than comparably sized double centrifugal blowers. The optimum wheel width-to-diameter ratio and the specially designed housings, which minimize inlet losses, also contribute to an exceptionally even distribution of airflow for maximum cooling.

A unique motor mount design isolates the drive motor and rotating components from the blower structure for smooth, quiet operation with minimum vibration. **Quadruplex Blowers** are suitable wherever wide-band air movement is required and are especially useful for applications such as cooling printed circuit cards and other components in densely packed electronics cabinets.

STANDARD FEATURES

RUGGED CONSTRUCTION: Precision-engineered heavy-gauge steel construction insures blowers stand up under tough applications.

BAKED POWDER FINISH: Durable, baked-on gray powder finish is standard. Other finishes are available.

PRECISION BALL-BEARING MOTORS: All motors, whether permanent split capacitor or shaded pole, are UL/CSA Recognized and include automatic-reset thermal overload protection. Designed for low temperature rise, KOOLTRONIC motors are also cooled by the blowers' intake air, for maximum motor life. All motors meet Federal Specification CC-M-1807A, and include double-sealed or double-shielded precision ball bearings, which meet Federal Specification FF-B-171A. Special permanent lubricants perform over a broad temperature range: -20°F (-28.9°C) to 250°F (121.1°C). Consult KOOLTRONIC for motors designed to meet military or extreme environmental specifications.

POWER: 115 VAC or 230 VAC, 50/60 Hz is standard. For multi-phase power, other voltages and frequencies or brushless DC applications, consult KOOLTRONIC. **NOTE:** Some 230 Volt models may not be available or minimum purchases may apply. Contact Kooltronic for information.

LEADS: 12" [304.8mm] (minimum) power and ground leads. Special lengths and/or plugs available.

ACCESSORIES AND OPTIONS*

AIRFLOW SWITCH: Protects equipment against damage caused by loss of cooling airflow by activating an alarm or turning off power. The switch can be mounted on any suitable surface which allows the stainless steel air vane to be placed in the critical airstream. This switch is a single-pole double-throw type, with normally open and normally closed contacts. To order integrated airflow switch add -XX10 to model number. To order as external accessory, see Kooltronic website.

OTHER VOLTAGES AND FREQUENCIES

SPECIAL EXTERNAL PAINT FINISHES

SPECIAL LINE CORD OR CONNECTORS

*Contact KOOLTRONIC for information.

KOOLTRONIC also designs and manufactures a variety of Blowers to meet *unique* specifications. We invite your inquiries about our modification and custom-design capabilities.