


STANDARD FEATURES

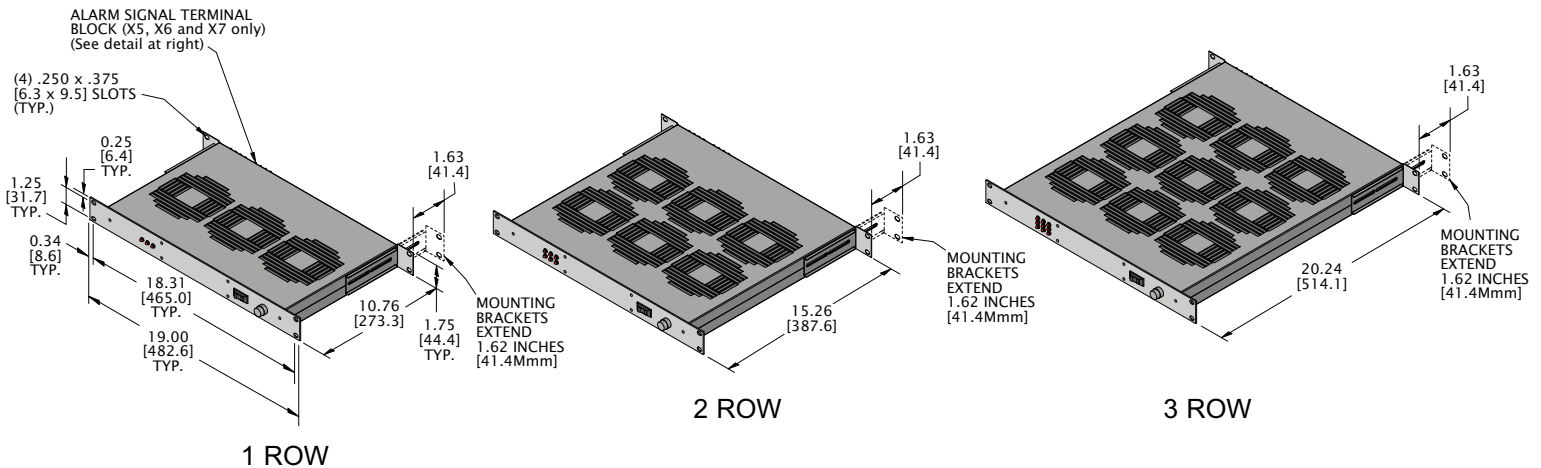
- UL/CSA/VDE/TUV ball bearing motors rated for -20°C to 70°C
- On/off switch and fuse are accessible from faceplate
- 6-foot power supply cord for DC versions
- 6-foot power cord with molded plug for AC versions
- 19-inch width in single U height (1¾")
- Baked powder finish
- Up to 105 CFM per fan
- Static pressure up to .34" of water
- Low sound level
- Powered by 12, 24, or 48 VDC (brushless) or 115 or 230 VAC (50 & 60 Hz)
- Rugged heavy duty steel construction
- Integral OSHA/UL finger guards

ACCESSORIES AND OPTIONS


- Brushed aluminum faceplate
- Custom painted faceplate
- Fan failure external alarm
- Filtered Kooltray
- High Temperature external alarm
- Longer cord lengths up to 10 feet
- Rear mounted terminal block instead of power cord
- X5, X6 and X7 options
- Stainless steel faceplate



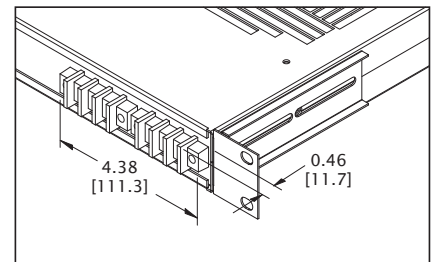
DIMENSIONS inches [metric]



02 - IEC.Power Option Detail



Alarm Signal Terminal Block Detail (X5, X6 and X7 options only)



HOW TO ORDER

Specify model number.

ACCESSORIES: Specify model number.

Dimensions, inches [mm], are for reference only and subject to change.

kooltray2.qxd 1/19/12

DESCRIPTION

Standard KoolTray II

The KOOLTRONIC **KoolTray II** delivers cooling air to hot spots by localizing fan placement to the heat generating area(s). With its 1¼-inch [44.5mm] single-U height it fits right under card racks or near heat-producing sources. Standard units are available in 1, 2, or 3 row models. 19-inch [482.6mm] unit width is standard.

Smart KoolTray II

In addition to specific cooling fan placement, the **Smart KoolTray II** provides two optional choices of component protection. The **X5** option sends both a visual and external alarm in the event of fan failure or low fan speed. The **X7** option varies the fan speed as temperature decreases or increases relative to the set point and sends an alarm for high temperature conditions. The **X6** option combines both the X5 and X7 options.

Filtered KoolTray II

For environments which require filtration of the ambient or cabinet air, KOOLTRONIC's **Filtered KoolTray II** filters the air from the bottom side of the tray. Other filter location options are available. Filtered versions are available on both the **Standard** and **Smart KoolTray II**.

OPTIONS FOR SMART KOOLTRAY II

The **X5** option provides both a visual and external alarm for fan failure or low fan speed. The visual alarm is provided by L.E.D.s corresponding to individual fans. The external alarm is provided by relay contact connection on the rear mounted terminal block for a remote warning device.

For **X7** option provides variable speed fan control based on temperature (40°C setpoint). High temperature alarm relay contacts are provided by way of a rear mounted terminal block for a remote warning device.

The **X6** option incorporates both the X5 and X7 options.

OPTIONS:	X5	X6	X7
Individual Fan Sensors	x	x	
Variable Speed Fans		x	x
AC	x	x	x
DC	x	x	x
Alarm Types			
Low Fan Speed/Fan Failure	x	x	
High Temperature		x	x

HOW TO ORDER

Specify model number. See below for Model Number and Features Selection Guide.

TECHNICAL DATA*

# Fans	CFM@ 0" S.P.	RPM Nominal	Amps		Watts	Approx. Weight	
			Run.	L.R.		Lbs.	Kg.
3	315	3050	0.5	0.8	40	11	5.0
6	630	3050	1.0	1.6	80	16	7.3
9	945	3050	1.5	2.4	120	21	9.5

*115V, 60 Hz. operation

KOOLTRAY II MODEL NUMBER AND FEATURE SELECTION GUIDE

KT	1	F	X1	00
KT = 115 VAC, 50/60 Hz	1 = 3 fans (one row)	Filtered	X1 = Standard KoolTray	00 = With rear exit power cord
K2T = 230 VAC, 50/60 Hz	2 = 6 fans (two rows)	KoolTray	X5 = Smart KoolTray with single speed fans	01 = Externally rear-mounted terminal block for power instead of power cord
K6T = 12 VDC Brushless	3 = 9 fans (three rows)		X6 = Smart KoolTray with temperature sensitive variable speed fans	02 = IEC 60320 C-14 rear mounted power receptacle instead of power cord
K7T = 24 VDC Brushless			X7 = Standard KoolTray with temperature sensitive variable speed fans	
K8 T = 48 VDC Brushless				