



# INTREPID EP56 AIR-COOLED PANEL-MOUNTED AIR CONDITIONERS

Model	Normally In Stock	BTU/H Capacity	95/95 Rating BTU/H	Ambient Temp. °F Max./Min.	Volts	Hz	* Cooling Amps	Heating Amps	Approx. Weight (lbs)
K2A6C30EP56TR**	Yes	30000	28000	131/0	230	60	25.5	15.3	302
K2A6C30EP56BR***		30000	28000	131/0	230	60	25.5	15.3	304

\* Rating is shown for operation at maximum ambient temperature.  
 \*\* Top Evaporator Air Discharge - 230V models with Short Cycle Protector are not RoHS compliant.  
 \*\*\* Bottom Evaporator Air Discharge - 230V models with Short Cycle Protector are not RoHS compliant.

**UL**  
**NEMA**  
 TYPE 3R, 12 & 1  
 MAINTAINED



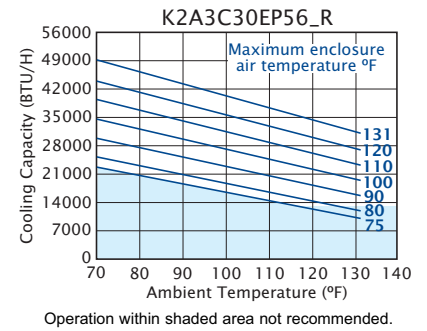
## STANDARD FEATURES

- Available in either top or bottom evaporator air discharge models
- Baked Powder Finish
- Closed-Loop Cooling
- Condenser Blower Speed Controller
- Crankcase Compressor Heater
- Heavy-duty Steel Shell
- Low Temperature Control Thermostat
- NEMA 3R, 12 & 1 Ratings Maintained (UL50)
- Tamper-resistant hardware
- UL Recognized
- Zero ODP Refrigerant

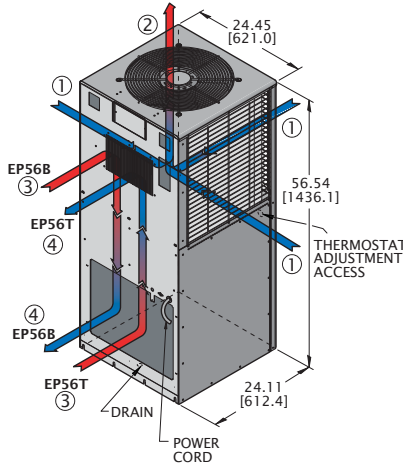
## ACCESSORIES AND OPTIONS

- Enclosure Heater
- Internal Corrosion Protection
- Lead-Lag Controller
- Remote Thermostat Relay
- Special materials or finishes
- Temperature Alarm

## PERFORMANCE

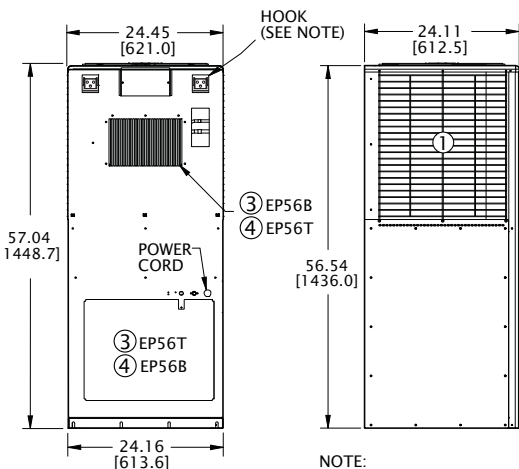


- ① CONDENSER AIR INLET (Ambient Air In)
- ② CONDENSER OUTLET (Warm Ambient Air Out)
- ③ WARM AIR RETURN FROM ENCLOSURE
- ④ COOL AIR OUTLET TO ENCLOSURE



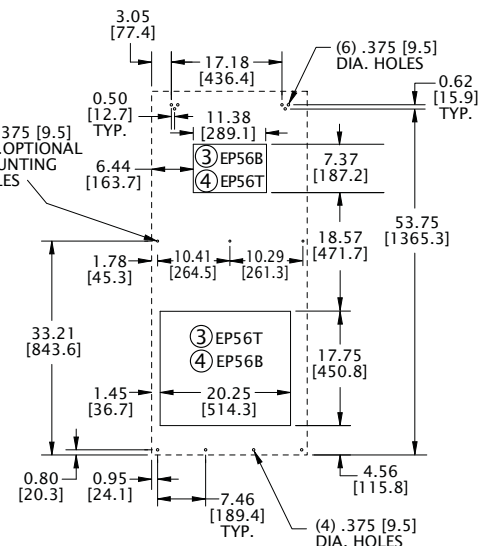
Find additional information on this model at [kooltronic.com](http://kooltronic.com), or use the Technical Documents QR code below.

Technical Documents




NOTE: HOOKS ARE SHOWN MOUNTED ON CUSTOMER ENCLOSURE

Many popular units are available as 3D solid models for customer system integration. Please contact Kooltronic for details.



Dimensions, inches [mm], are for reference only and subject to change.

ep56.qxd 6/8/17



# INTREPID EP56 AIR-COOLED PANEL-MOUNTED AIR CONDITIONERS

## DESCRIPTION

Air conditioners designed specifically for cooling electronic enclosures that can be used for both indoor and outdoor applications right out of the box!

Expertly designed and crafted, the **INTREPID Series** boasts a stylish appearance with rounded edges and a baked powder finish to blend easily with contemporary enclosure designs.

Designed to dramatically reduce noise levels, the unit utilizes and condenser fan speed control and has the compressor located in the evaporator compartment. These features combine with special motors and coils to produce worry free, efficient operation both indoors and outdoors.

Servicability has been made easier by incorporating a "knock-down" sheetmetal design which provides quick access to internal components.

Standard features include heavy duty galvanized steel construction with baked-on powder paint, environmentally friendly refrigerants and thermostatic low temperature control.

**KOOLTRONIC also designs and manufactures a variety of Air Conditioners to meet *unique* specifications. We invite your inquiries about our modification and custom-design capabilities.**

## STANDARD FEATURES

**BAKED POWDER FINISH:** Durable, baked-on powder finish is standard. Other finishes are available.

**CLOSED-LOOP COOLING:** The enclosure interior airflow system is isolated from the ambient airflow system. Ambient air can not invade the cool, dehumidified sensitive component compartment.

**CONDENSER BLOWER SPEED CONTROLLER:** A speed control sensing bulb located in the condenser air outlet area switches the condenser fan between minimum and maximum speed based on the ambient temperature. This reduces noise levels, fan cycling, compressor cycling and prevents the unit from freezing.

**CRANKCASE COMPRESSOR HEATER:** 240V heater attached to the compressor crankcase to maintain appropriate temperatures during cold operating conditions.

**GASKETING:** All units are fully gasketed for tight, leakproof installation, in compliance with the NEMA 3R Enclosure Rating.

**INSULATION:** All cold components, lines and the evaporator compartment are insulated with high-performance insulation for maximum efficiency.

**LOW TEMPERATURE CONTROL:** Thermostatic Low Temperature Control prevents over-cooling and provides energy-efficient operation.

**MOTORS:** All fan motors are UL/CSA Recognized and include automatic-reset thermal overload protection and double-sealed or double-shielded precision ball bearings. Special permanent lubricants in the tube axial fans perform over a broad temperature range: -20°F [-28.9°C] to 250°F [121.1°C].

**POWER:** Available in 230 VAC, 60 Hz.

**POWER CORD:** All models have six foot [1.8m] (maximum) 3-wire power cord.

**QUALITY ASSURANCE:** Refrigeration system components are kept sealed until charged with refrigerant; all brazed joints are thoroughly leak-tested; each unit is functionally tested before shipment.

**REFRIGERANT:** Zero Ozone Depleting Potential (ODP) R410a Refrigerant is used in all **Intrepid EP56 Series** Air Conditioners.

**RUGGED CONSTRUCTION:** Precision-engineered heavy gauge steel construction of all cabinets and blowers insures Air Conditioners will stand up under tough applications.

**UL RECOGNIZED:** All **Intrepid EP56** models are *UL Recognized*.

## ACCESSORIES AND OPTIONS\*\*

### FACTORY-INSTALLED OPTIONS:

**ENCLOSURE HEATER:** 240V open air heater, used to maintain desired internal enclosure temperature, under cold operating conditions.

Single Heater, append letter "F" to Part No.

**INTERNAL CORROSION PROTECTION:** For corrosive or other hostile environments, special coating material is applied to copper lines, coils and other parts subject to damage.

Append letter "H" to Part No.

**POWER LOSS DELAYED COMPRESSOR START:** Protects the compressor from possible damage due to harmful short cycling, by initiating an "off" period before resumption of normal operation. Generally air conditioners require several minutes off for compressor protection after power interruptions of any type. These power interruptions can include power failures, opening of interlocked access doors, and cases where a thermostat activates the compressor in less than a few minutes. This option is particularly recommended for applications where frequent, brief power failures occur, interlocked cabinet doors are utilized, or where the cabinet internal loads fluctuate across a wide range.

Append letter "Y" to Part No.

**TEMPERATURE ALARM:** A thermostat is mounted inside the cabinet and attached to a sensor in the warm air return. When the air temperature increases to the set point, a signal is sent to a terminal block. User-installed wiring from the terminal block to local and/or remote warning devices (*light, bell, siren, etc.*) can be for normally open or closed operation.

Append letter "B" to Part No.

### SPECIAL PAINT FINISHES\*\*

\*\*Contact KOOLTRONIC for information.