



STANDARD FEATURES

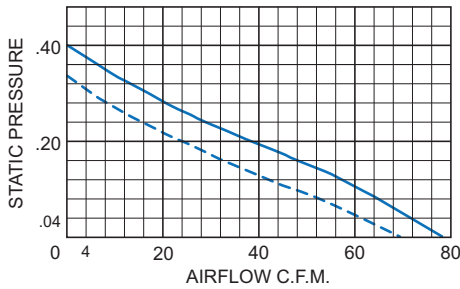
- Mounts Quickly and Easily
- Attractive Appearance
- Requires no Mounting Hardware
- Integral Finger-Guards
- Most Assemblies are CE Approved
- UL Shielded Ball Bearing Motors
- Integrated Sealing Gasket
- Washable Thermolinked Progressive Structure Synthetic Filter
- Electrical Connection: Screw-type terminal block

OPTIONS

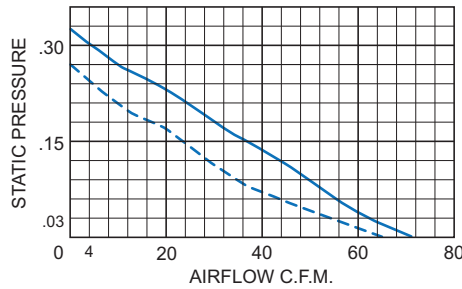
- Custom Grille Colors
- EMI-Shielding
- Filter (P/N: KFM13)
- Grille Assembly (P/N: KFA13RG)
- Other voltages, both AC and DC
- Reversed Airflow Direction

PERFORMANCE CHARTS

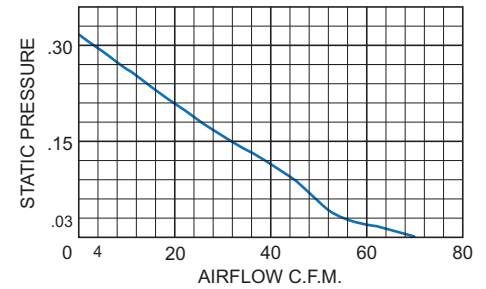
KFF13RBE, K2FF13RBE



KFF13PRBE, K2FF13PRBE



K7FF13PRDB



Airflow vs. static pressure curves for 115VAC and 230VAC models are shown for 60 Hz (solid line) and 50 Hz (broken line) inputs. Static pressure is in inches of water.

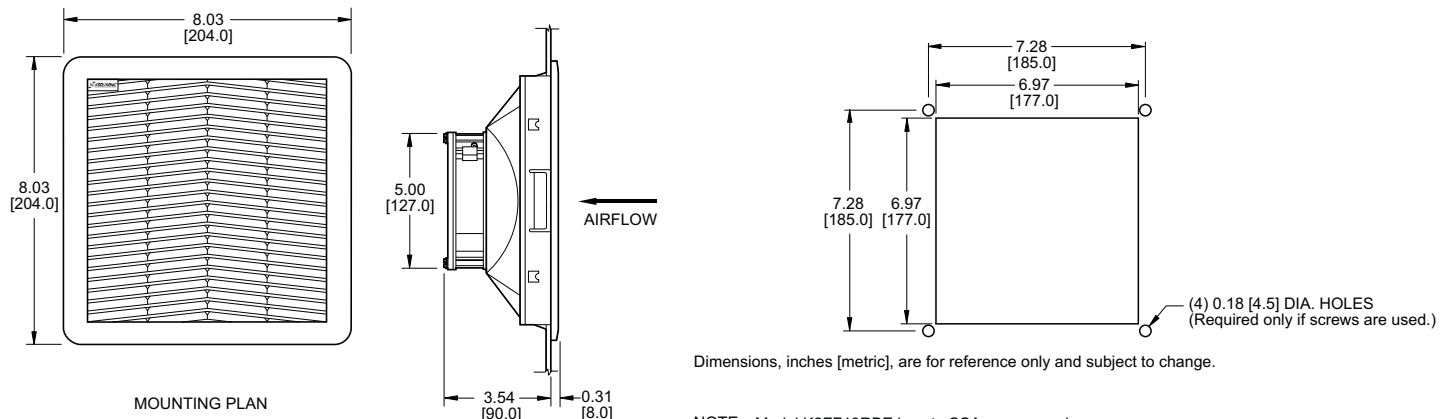
TECHNICAL DATA

Model	Normally In Stock	Voltage	Frequency Hz	Input mA	Input Watts	Fan Airflow CFM	Fan w/Grille Airflow CFM*	Noise db(A)	Operating Temp. °F		Approx. Weight		Agency Approvals
									Min.	Max	Lbs.	Kg.	
KFF13RBE	Yes	115 VAC	50/60	320/260	23/21	115/129	71/79	41/43	14	131	2.4	1.1	1, 2, 4
K2FF13RBE	Yes	230 VAC	50/60	160/130	23/21	115/129	71/79	41/43	14	131	2.4	1.1	1, 2, 3, 4
KFF13PRBE		115 VAC	50/60	210/180	20/18	94/105	65/71	43/48	14	131	2.4	1.1	1, 2, 4
K2FF13PRBE		230 VAC	50/60	125/110	20/19	94/105	65/71	43/48	14	131	2.4	1.1	1, 2, 4
K7FF13PRDB		48 VDC	-	310	7.4	108	71	43	14	131	2.4	1.1	1, 2, 3, 5

*UL Rated if installed with provided filter.

APPROVALS: 1. **NEMA TYPE 12 MAINTAINED** 2. **CE** 3. **SP** 4. **RU** 5. **CU**

DRAWINGS



Dimensions, inches [metric], are for reference only and subject to change.

NOTE: Model K2FF13RBE is not cCSAus approved.

Dimensions, inches [mm], are for reference only and are subject to change.

kff13.qxd 9/8/11

DESCRIPTION

In response to industry demands for small, versatile cooling units, Kooltronic now offers the new Advantage Series Filter Fans. Unique to the series is a clean, linear design, characterized by its extremely flat profile, which keeps the unit from protruding from the cabinet wall. The new Advantage Series Filter Fans offer convenience, versatility and reliability:

FAST MOUNTING: With elastic hooks and an integrated seal, the Advantage Series Filter Fans can be mounted easily into the opening provided on the panel. There is no need for extra screws or preparation.

WIDE RANGE OF MOUNTING DIMENSIONS: The precise planning of the elastic hooks and gaskets allow the fans to be mounted in openings with a tolerance range of 0.059 inches [1.5mm] and a plate thickness of between 0.059 inches [1.5mm] and 0.087 inches [2.2mm].

ELECTRICAL CONNECTION: Screw-type terminal block.

COMPONENT CHARACTERISTICS

- Standard airflow direction is from the outside to the inside of the cabinet.
- All materials used for the components can be recycled.
- Mounting hardware is not required when using the "snap-in" method which utilizes elastic hooks.
- The plastic enclosure with integral finger guards consists of an ABS/PC alloy (Blend) and is self-extinguishing according to UL94V-0.
- The standard filter media consists of thermolinked, progressive structure synthetic fiber.
- Filters are stable up to 100°C and 100% rh.
- Filters guarantee a continuously high level of protection according to EU4, with a 94% separation efficiency according to DIN 24185 Standard.
- Dust capacity is particularly high (620 g/m²), which reduces maintenance.

OPTIONS

- Other supply voltages, both AC and DC, are available on request.
- Filter fans can be supplied with reversed airflow direction (from inside the cabinet to outside). In this case the letter "R" must be added to the order code.
- Depending on the request and quantity, the plastic parts can be supplied in different colors.

EMC FILTER FANS

The Advantage Series Filter Fans are also available with shielding against electromagnetic interference (EMI).

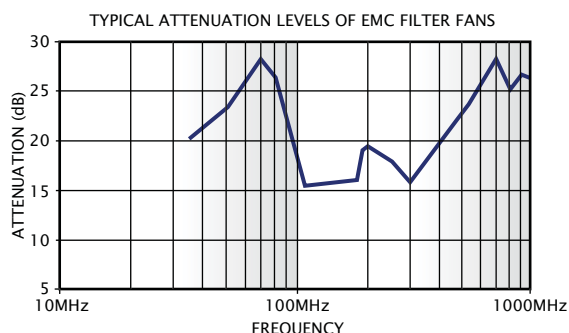
This EMC Filter Fan version is achieved by metallizing the plastic parts which function as a shield, i.e. they are connected to an EMI-shielding wire mesh. To guarantee the continuity between the shielding part of the fan and the metal structure of the cabinet, a gasket is used, which also protects from dust.

In order to choose the correct dimensions of the filter fan to be integrated into your cabinet, the project designer must also take into consideration the frequency band that has to be dampened.

Important note: Isolation materials, such as varnishes or coatings, should not be used on the contact zone between gasket and cabinet.



EMC Filter Fan



HOW TO ORDER

Specify model number.