

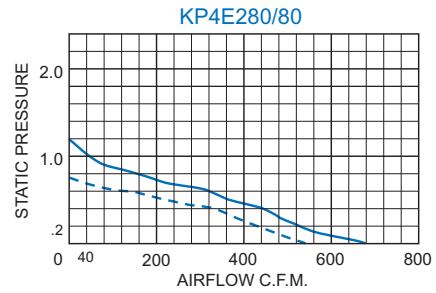


# KP4E280/80 PAGODA SERIES PACKAGED IMPELLER BLOWERS

## PERFORMANCE GRAPHS




Airflow vs. static pressure curves are shown for 60 Hz and 50 Hz (broken line) inputs. Static pressure is in inches of water.



## STANDARD FEATURES

- Baked Powder Finish
- Capacity 630 CFM
- Compact size
- Occupies no internal cabinet space
- Low noise level
- Heavy-gauge steel enclosure
- Precision balanced external rotor design
- Integral finger guards
- Ball-bearing motors
- Three foot [0.9m] (minimum) 3-wire power cord



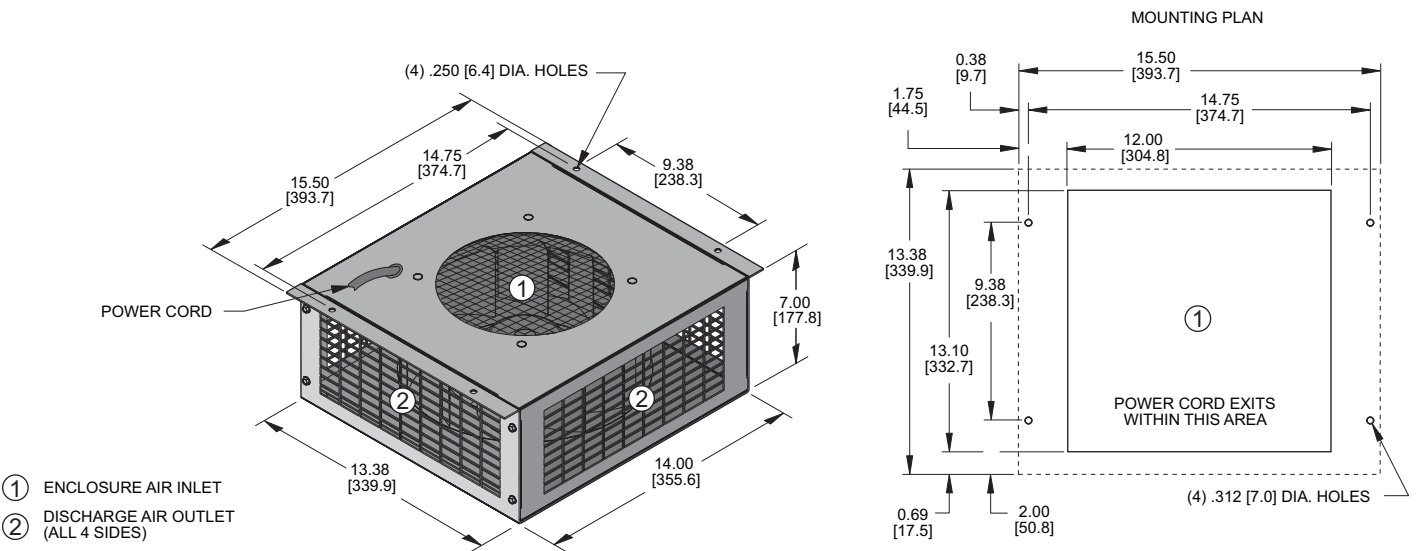
Versatile Mounting:  
Mount on cabinet's top,  
side or even bottom.

## TECHNICAL DATA\*

| Model      | Type   | CFM @<br>0" S.P. | Cutoff<br>S.P. | dBA  | Amps | Watts | Approximate<br>Weight |     |
|------------|--------|------------------|----------------|------|------|-------|-----------------------|-----|
|            |        |                  |                |      |      |       | Lbs.                  | Kg. |
| KP4E280/80 | 4-Pole | 630              | 1.18           | 65.8 | 0.94 | 101   | 16                    | 7.3 |

\* 115V, 60 Hz. operation

## DIMENSIONS inches [metric]



Dimensions, inches [metric], are for reference only and subject to change.

## HOW TO ORDER

Specify model number. For 230 VAC operation, add a 2 after the K. Example: K2P4E280/80.