

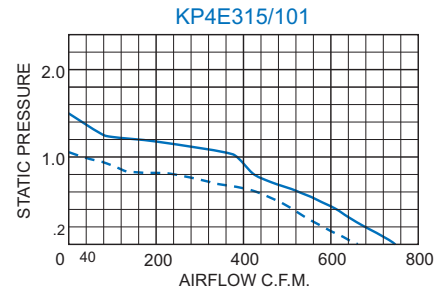


KP4E315/101 PAGODA SERIES PACKAGED IMPELLER BLOWERS




Airflow vs. static pressure curves are shown for 60 Hz and 50 Hz (broken line) inputs. Static pressure is in inches of water.

PERFORMANCE GRAPHS



STANDARD FEATURES

- Baked Powder Finish
- Capacity 749 CFM
- Compact size
- Occupies no internal cabinet space
- Low noise level
- Heavy-gauge steel enclosure
- Precision balanced external rotor design
- Integral finger guards
- Ball-bearing motors
- Three foot [0.9m] (minimum) 3-wire power cord



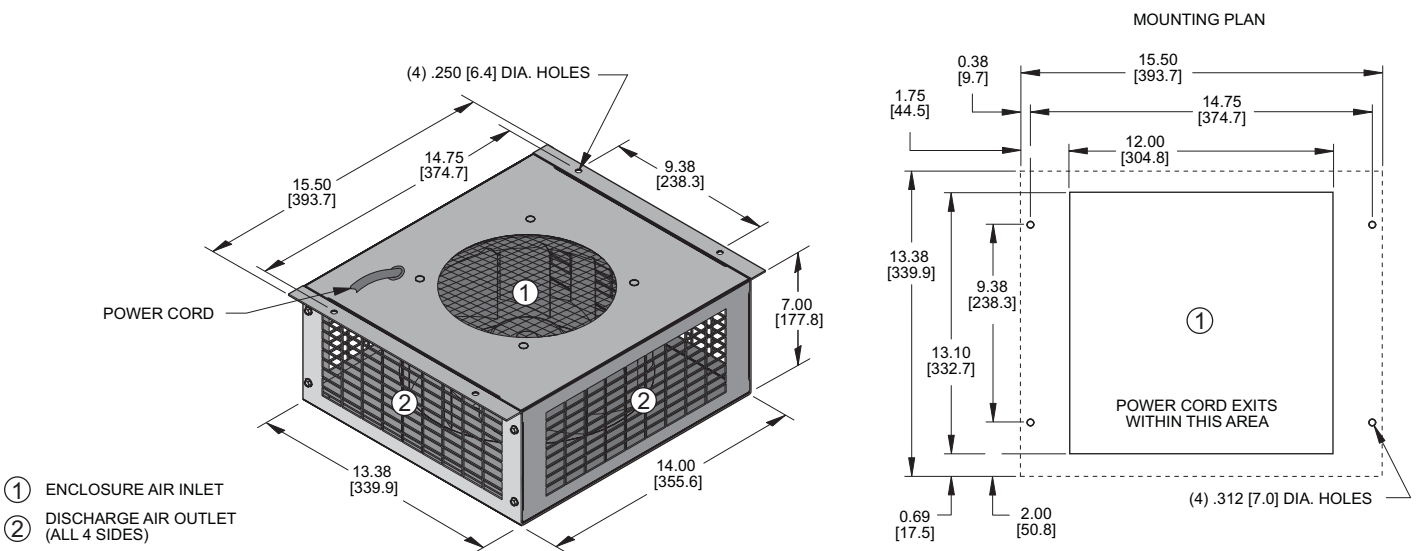
Versatile Mounting:
Mount on cabinet's top,
side or even bottom.

TECHNICAL DATA*

Model	Type	CFM @ 0" S.P.	Cutoff S.P.	dBA	Amps	Watts	Approximate Weight	
							Lbs.	Kg.
KP4E315/101	4-Pole	749	1.46	68.7	1.36	156	18	8.2

* 115V, 60 Hz. operation

DIMENSIONS inches [metric]



Dimensions, inches [metric], are for reference only and subject to change.

HOW TO ORDER

Specify model number. For 230 VAC operation, add a 2 after the K. Example: K2P4E315/101.

kp4e315/101 pagoda.qxd 5/22/17