

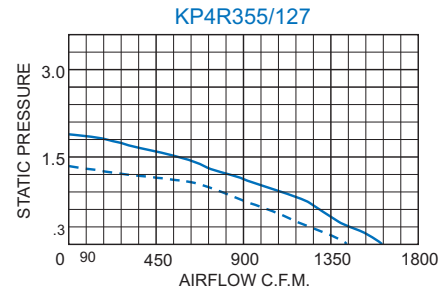


# KP4R355/127 PAGODA SERIES PACKAGED IMPELLER BLOWERS




Airflow vs. static pressure curves are shown for 60 Hz and 50 Hz (broken line) inputs. Static pressure is in inches of water.

## PERFORMANCE GRAPHS



## STANDARD FEATURES

- Baked Powder Finish
- Capacity 1615 CFM
- Compact size
- Occupies no internal cabinet space
- Low noise level
- Heavy-gauge steel enclosure
- Precision balanced external rotor design
- Integral finger guards
- Ball-bearing motors
- Three foot [0.9m] (minimum) 3-wire power cord



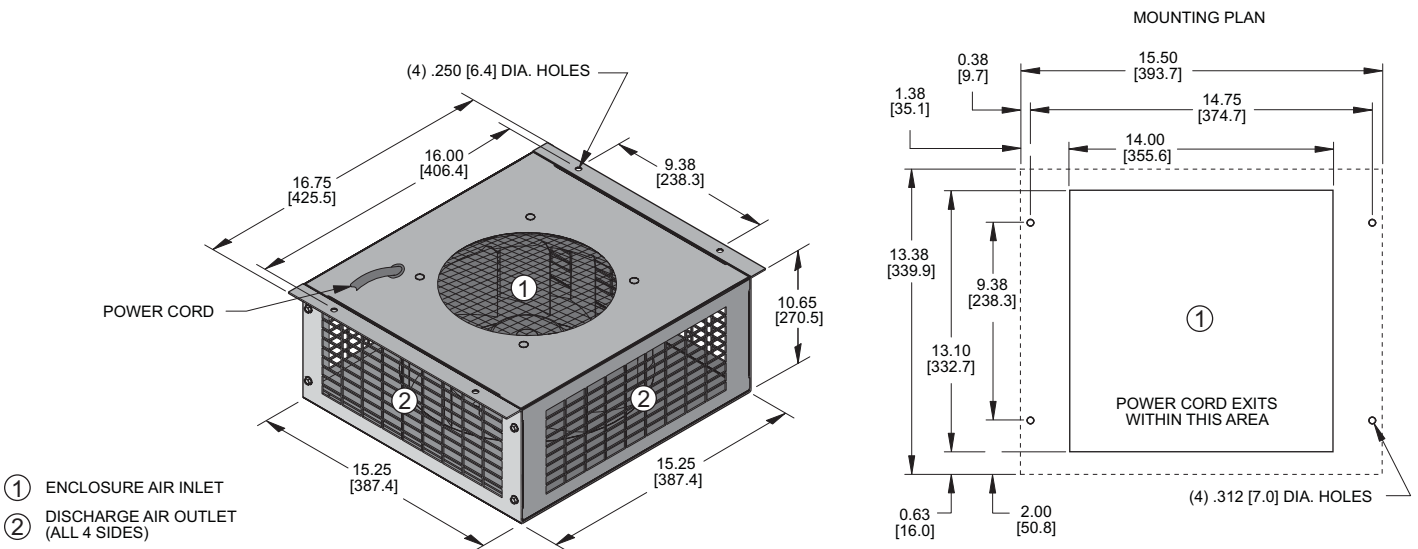
Versatile Mounting:  
Mount on cabinet's top,  
side or even bottom.

## TECHNICAL DATA\*

Model	Type	CFM @ 0" S.P.	Cutoff S.P.	dBA	Amps	Watts	Approximate Weight	
							Lbs.	Kg.
KP4R355/127	4-Pole	1615	1.93	74.0	4.00	450	36	16.3

\* 115V, 60 Hz. operation

## DIMENSIONS inches [metric]



Dimensions, inches [metric], are for reference only and subject to change.

## HOW TO ORDER

Specify model number. For 230 VAC operation, add a 2 after the K. Example: K2P4R355/127.

kp4r355/127 pagoda.qxd 5/22/17