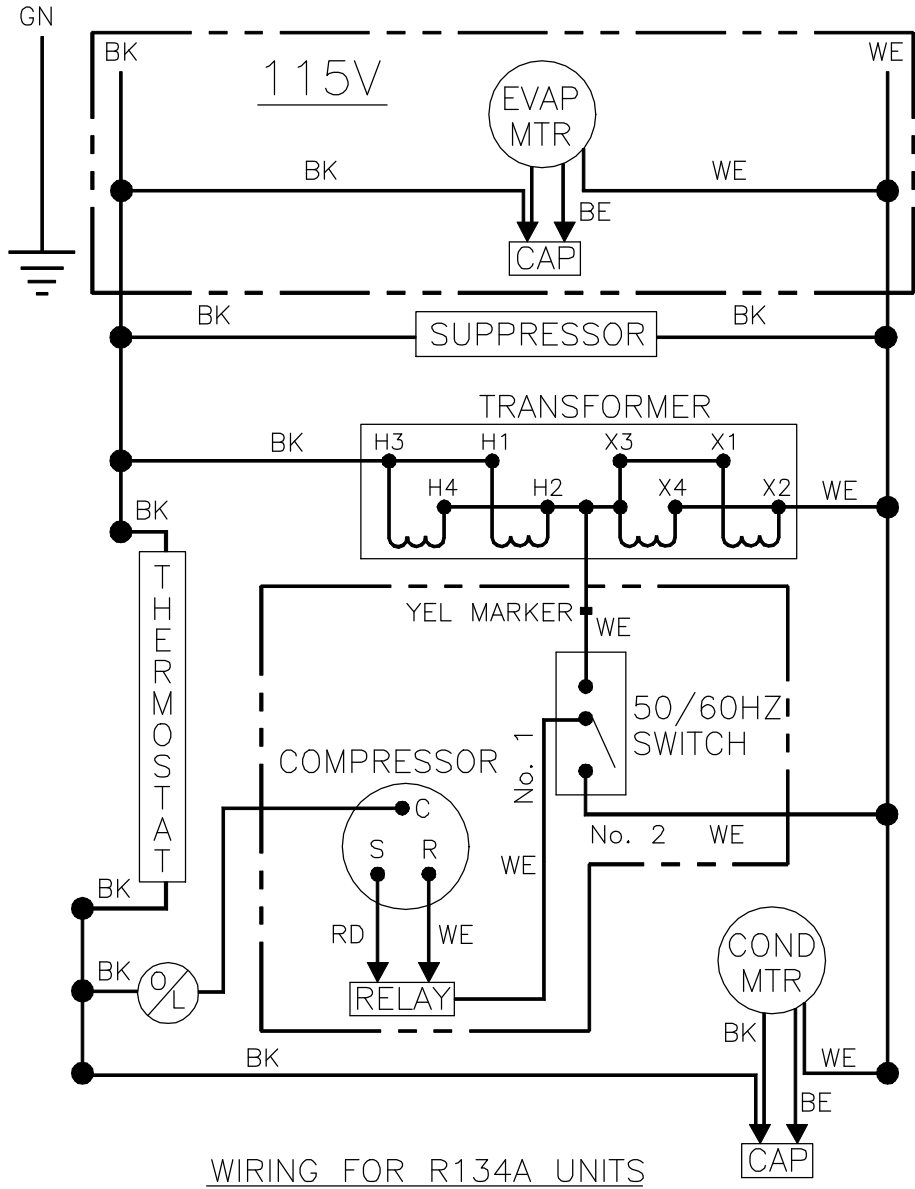
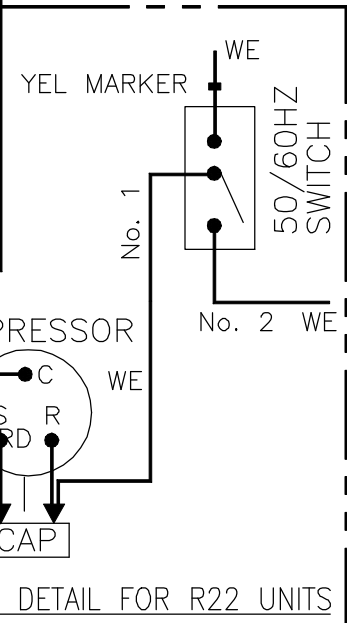
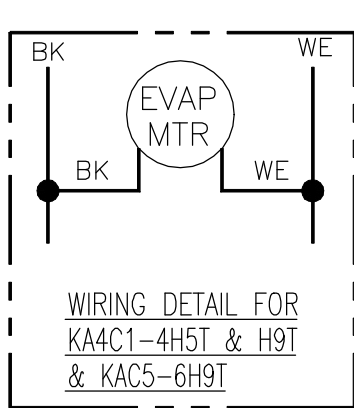


THIS DOCUMENT IS THE PROPERTY OF KOOLTRONIC, INC. AND CONTAINS PROPRIETARY AND CONFIDENTIAL INFORMATION WHICH MUST NOT BE DUPLICATED, USED OR DISCLOSED TO OTHERS, EXCEPT AS EXPRESSLY AUTHORIZED IN WRITING BY KOOLTRONIC, INC.

REVISIONS

SYM	NOTICE	DESCRIPTION	DATE	APPROVED
-	ER 94/2	NEW DRAWING RELEASE	1/10/94	RDG
A	EC 94/137	ADDED WIRING FOR R22 UNITS	6/6/94	RDG/DW
B	EC 95/184	ADDED WIRING DETAIL FOR KA4C1-4H5T AND H9T AND KAC5-6H9T	8/1/95	TLR/SR
C	EC 97/3	H1 WAS H2, H2 WAS H1, H3 WAS H4, H4 WAS H3 X1 WAS X2, X2 WAS X1, X3 WAS X4, X4 WAS X3	1/3/97	JMB



ALL DIMENSIONS ARE IN INCHES,
DIMENSIONS DESIGNATED MM ARE IN MILLIMETERS.

UNLESS OTHERWISE SPECIFIED TOLERANCES NON-ACCUMULATIVE			DRAWN	DATE
TOL. ON	INCHES	MM	Rob George	01/10/94
.XX	± .02	±	CHECKED MEM	02/01/94
.XXX	± .010	±	ENG. SR	01/13/94
ANGULAR		± 1/2°	MFG. ENG.	
MATERIAL				
UNITS KAC_NP33/56, KAC4NP36/56 KA4C4NP33/56, KA4C4NP36/56	APPROVED BKK			8/17/95



WIRING DIAGRAM

CODE IDENT. NO. 06223	SIZE A	DWG. NO. WD-172	REV C
SCALE 1.000=1	CAD. REF. WD000060	SHEET 1 OF 1	