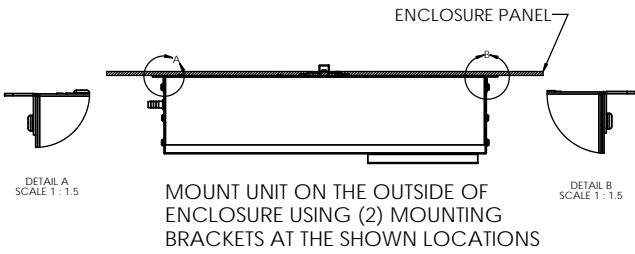
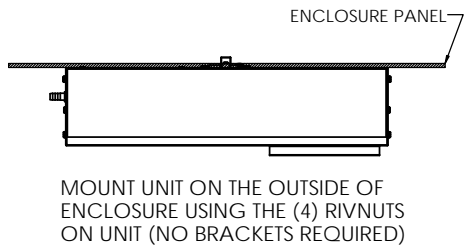


THIS DOCUMENT IS THE PROPERTY OF KOOLTRONIC, INC. AND CONTAINS PROPRIETARY AND CONFIDENTIAL INFORMATION WHICH MUST NOT BE DUPLICATED, USED OR DISCLOSED TO OTHERS, EXCEPT AS EXPRESSLY AUTHORIZED IN WRITING BY KOOLTRONIC, INC.

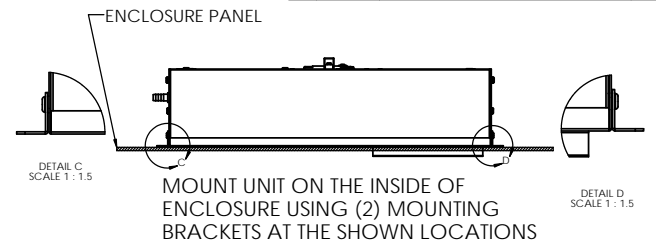
REVISIONS				
SYM	NOTICE	DESCRIPTION	DATE	APPROVED
-	ECR 21-097	NEW DRAWING RELEASE	3/5/2021	RJB/JS
A	EC 21/117	ADDED TOP VIEWS TO SHOW MOUNTING BRACKETS. CHANGED (4) HOLES TO .250 ON CENTER MOUNTING PLAN.	3/15/21	JS
B	EC 21/131	UPDATED DRAWING	4/6/21	JS/SDS
C	EC 21/226	MOVED DRAIN CONNECTION TO OPPOSITE SIDE	7/13/21	JS/SDS



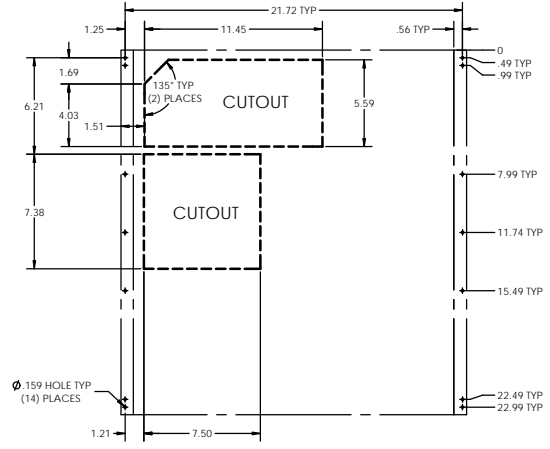
MOUNT UNIT ON THE OUTSIDE OF ENCLOSURE USING (2) MOUNTING BRACKETS AT THE SHOWN LOCATIONS



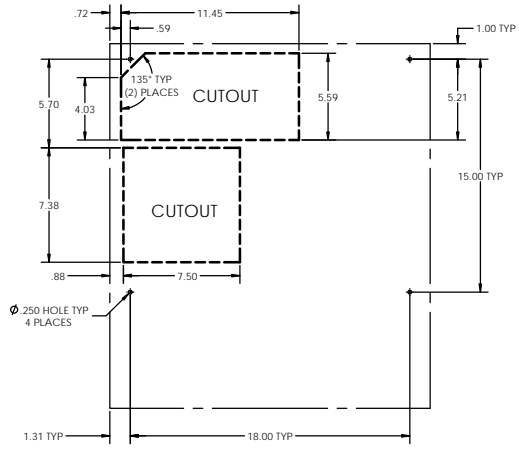
MOUNT UNIT ON THE OUTSIDE OF ENCLOSURE USING THE (4) RIVNUTS ON UNIT (NO BRACKETS REQUIRED)



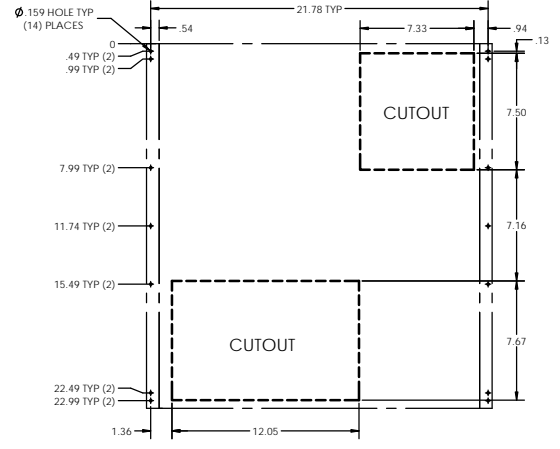
MOUNT UNIT ON THE INSIDE OF ENCLOSURE USING (2) MOUNTING BRACKETS AT THE SHOWN LOCATIONS



SURFACE MOUNT USING FRONT PANEL L-BRACKETS



SURFACE MOUNT USING FRONT PANEL RIVNUTS



FLUSH MOUNT USING REAR PANEL L-BRACKETS

NOTE: DASHED LINES INDICATING A/C UNIT BOUNDARIES

ALL DIMENSIONS ARE IN INCHES. DIMENSIONS DESIGNATED MM ARE IN MILLIMETERS.				UNLESS OTHERWISE SPECIFIED TOLERANCES NON-ACCUMULATIVE		DRAWN BY: Ryan Behnke DATE: 3/5/2021		CHECKED BY: JERRY STEDNICK DATE: 3/10/21		MFG. ENG.		MFG. ENG.		TITLE: K_A4C2DSP23L-MOUNTING PLAN	
TOL.	ON	HOLDS	MM	ENG.											
.XX	±	.02	±												
.XXX	±	.010	±												
ANGL.			±	1/2											
MATERIAL															
UNIT	K_A4C2DSP23L	APPROVED													
CODE	IDENT. NO.	SIZE	DWG. NO.	REV											
06223	D	GA201924-2M	C												
SCALE	4:1	CAD. REF.	SHEET 1	OF 1											



TITLE: K_A4C2DSP23L-MOUNTING PLAN