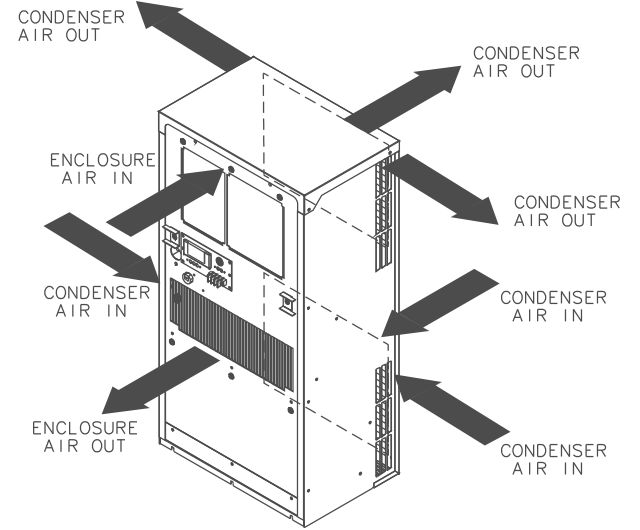
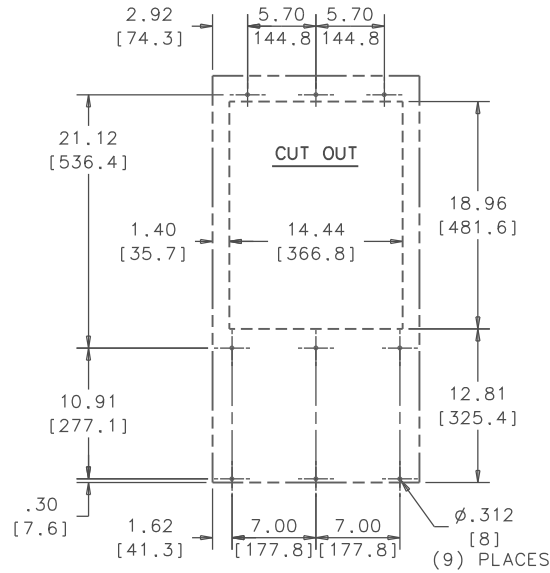
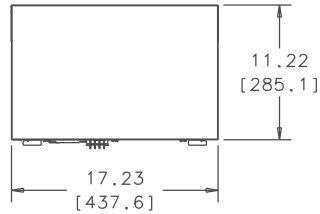
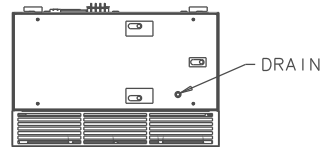
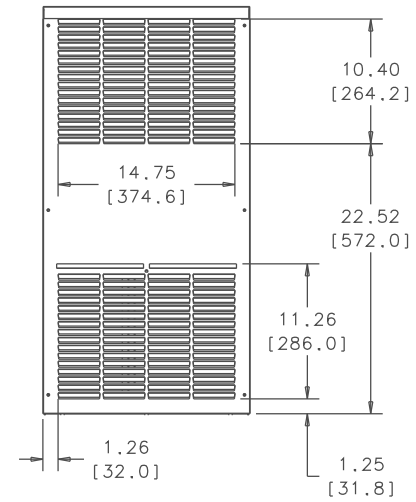
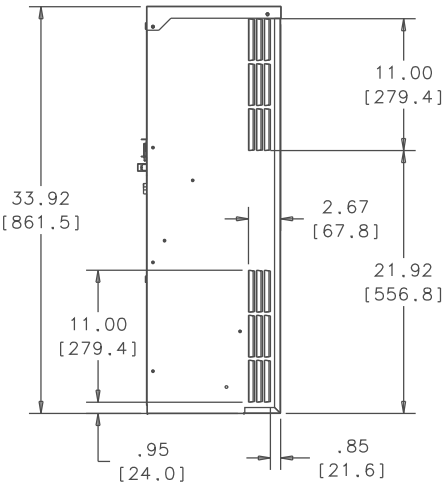
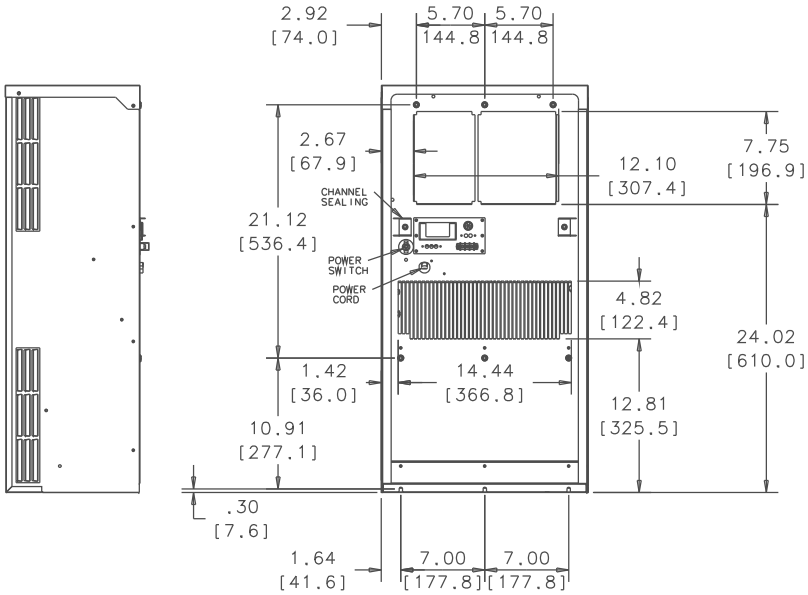


THIS DOCUMENT IS THE PROPERTY OF KOOLTRONIC, INC. AND CONTAINS PROPRIETARY AND CONFIDENTIAL INFORMATION WHICH MUST NOT BE DUPLICATED, USED OR DISCLOSED TO OTHERS, EXCEPT AS EXPRESSLY AUTHORIZED IN WRITING BY KOOLTRONIC, INC.

REVISIONS				
SYM	NOTICE	DESCRIPTION	DATE	APPROVED
-	EC 14/032	NEW DRAWING RELEASE	10/7/15	MEM/



MOUNTING PLAN



ALL DIMENSIONS ARE IN INCHES. DIMENSIONS DESIGNATED MM ARE IN MILLIMETERS.				DATE
UNLESS OTHERWISE SPECIFIED TOLERANCES NON-ACCUMULATIVE				10/7/15
TOL. ON	INCHES	MM	DRAWN	Mike Mc Crohan
.XX	± .02	±	CHECKED	Steve Schmierer
.XXX	± .010	±	ENG.	Ron Kaufman
ANGULAR	± 1/2 °		MFG. ENG.	
MATERIAL	FF		DATE	11/2/15
UNIT K_NA4C5DP33L W/PROGRAMMABLE CONTROLLER	APPROVED	Joe Milko	DATE	11/2/15



GENERAL ARRANGEMENT  
K\_NA4C5DP33L

CODE IDENT. NO.	SIZE	DWG. NO.	REV
06223	C	GA250033A	-
SCALE .125=1	CAD. REF.	SHEET 1 OF 1	