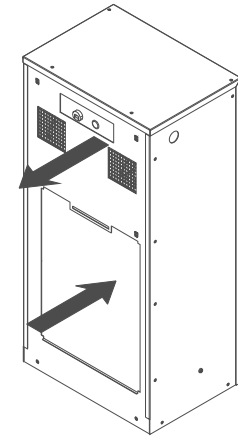

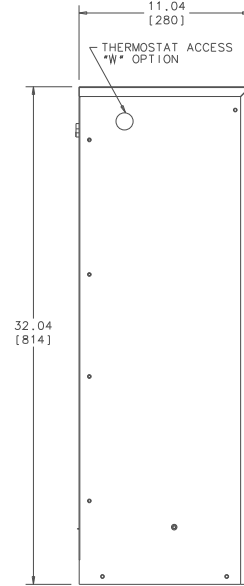
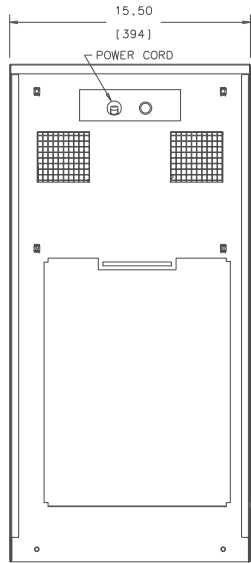



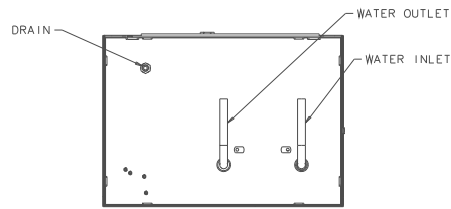
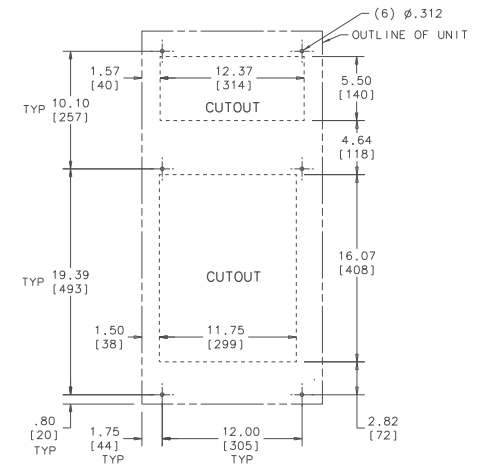
THIS DOCUMENT IS THE PROPERTY OF KOOLTRONIC, INC. AND CONTAINS PROPRIETARY AND CONFIDENTIAL INFORMATION WHICH MUST NOT BE DUPLICATED, USED OR DISCLOSED TO OTHERS, EXCEPT AS EXPRESSLY AUTHORIZED IN WRITING BY KOOLTRONIC, INC.

REVISIONS		DATE	APPROVED
SYM	NOTICE	DESCRIPTION	
-	ER 11/079	NEW DRAWING RELEASE	4/24/12 JS

THERMOSTAT ACCESS
"B" & "D" OPTION



MOUNTING PLAN



ALL DIMENSIONS ARE IN INCHES. DIMENSIONS DESIGNATED "M" ARE IN MILLIMETERS.				UNLESS OTHERWISE SPECIFIED TOLERANCES ARE:	
TOL.	ON	INCHES	M	DATE	DATE
.xx	:	.02	:	DESIGN	4/24/12
.xxx	:	.010	:	CHECKED	4/25/12
ANGULAR	:	1/2	:	DRN	JERRY STEDNICK
MATERIAL				ENG	Steve Schmierer
UNIT	K_NHE32			ENG	Ron Kaufman
				MFG. ENG.	7/11/12
				APPROVED	8/17/12
				Joe M/Bruce K	

KOOLOTRONIC, INC.		PENNSYLVANIA, U.S.A.	
TITLE: GENERAL ARRANGEMENT K_NHE32			
CODE IDENT. NO.	SIZE	ENG. NO.	REV
06223	D	GA710032A	-
SCALE: 1/25=1	CAD. REF.		SHEET 1 OF 1