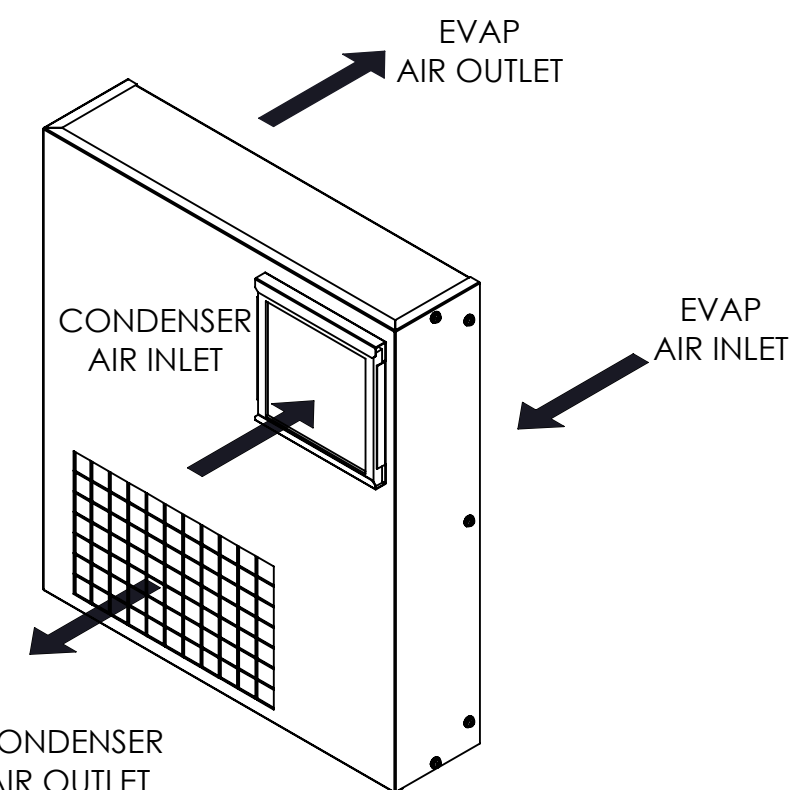
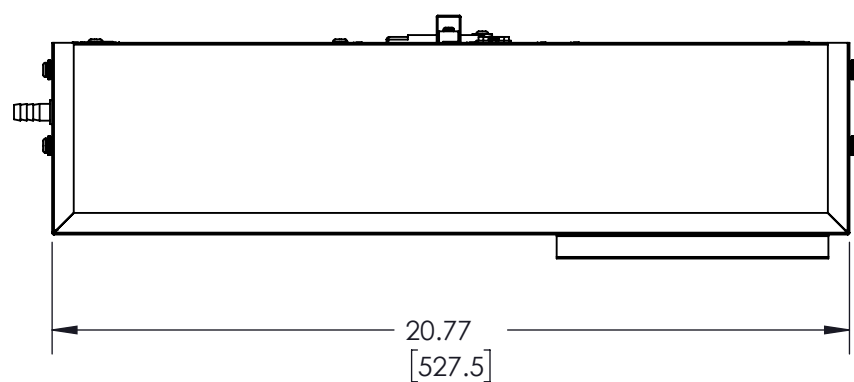


THIS DOCUMENT IS THE PROPERTY OF KOOLTRONIC, INC. AND CONTAINS PROPRIETARY AND CONFIDENTIAL INFORMATION WHICH MUST NOT BE DUPLICATED, USED OR DISCLOSED TO OTHERS, EXCEPT AS EXPRESSLY AUTHORIZED IN WRITING BY KOOLTRONIC, INC.

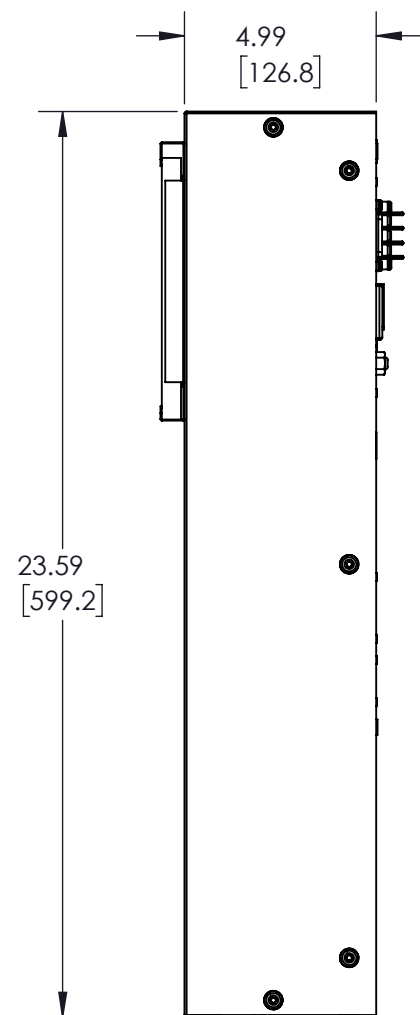
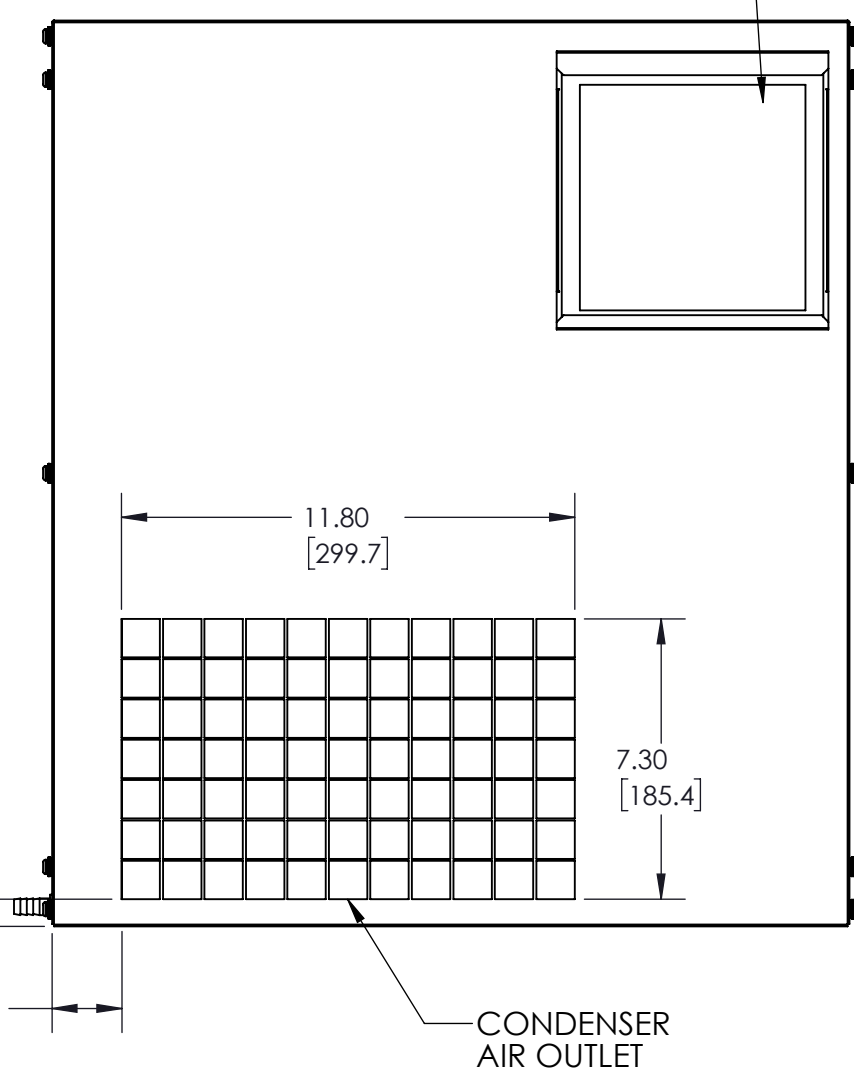
REVISIONS				
SYM	NOTICE	DESCRIPTION	DATE	APPROVED
-	ER 20/059	NEW DRAWING RELEASE	12/09/20	SF/SDS
A	EC 21/097	REMOVE CUTOUT	3/5/21	RJB/JS
B	EC 21/131	UPDATE DRAWING, ADDED DIGITAL THERMOSTAT	4/6/21	JS/SDS
C	EC 21/226	MOVED DRAIN CONNECTION TO OPPOSITE SIDE	7/13/21	JS/SDS
D	EC 22/333	REMOVED FILTER OPTION CALLOUT	11/15/22	BR
E	EC 24/077	REMOVED MOUNTING BRACKETS, ADDED RIVNUT	4/26/24	BR/VB



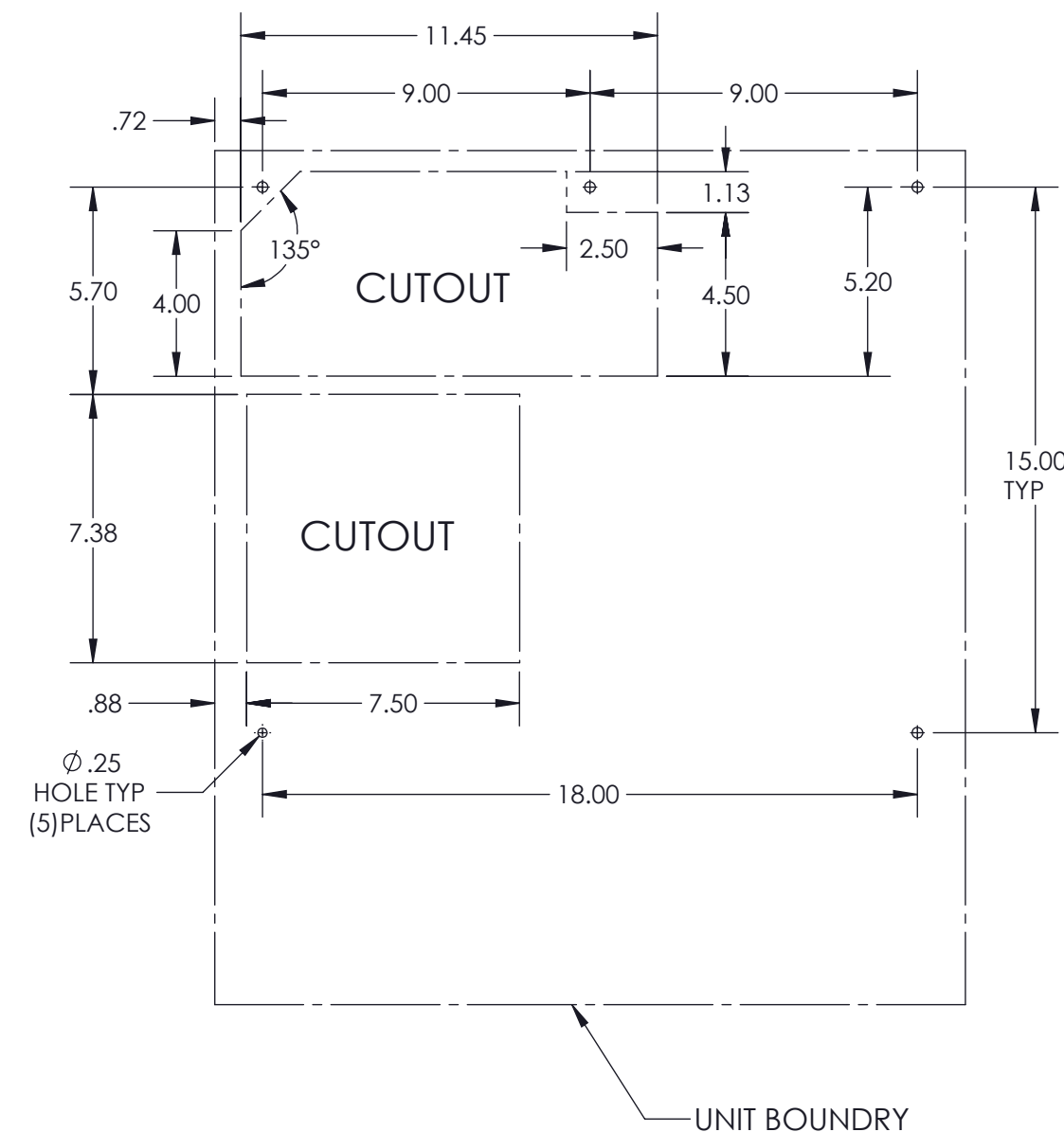
CONDENSER AIR INLET

POWER INLET
DIGITAL THERMOSTAT
HIGH TEMP ALARM
EVAPORATOR AIR OUTLET

CONDENSER AIR OUTLET



EVAPORATOR AIR INLET



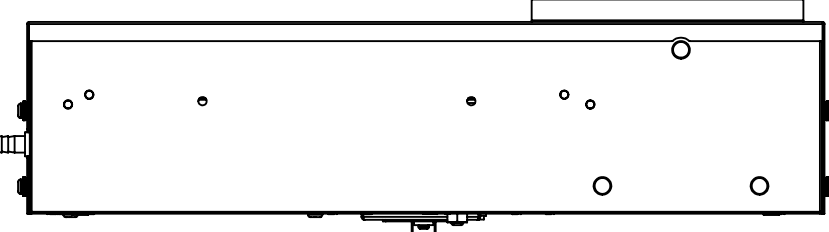
UNIT BOUNDRY

.71 [18.1]

1.82 [46.3]

CONDENSER AIR OUTLET

DRAIN TUBE



TOL. ON			DRAWN		DATE	
UNLESS OTHERWISE SPECIFIED TOLERANCES NON-ACCUMULATIVE			S. FIELDING		12/09/20	
.XX	± .02	±	CHECKED	Steve Schmierer	12/22/20	
.XXX	± .010	±	ENG.	Sepher Sabeti	12/22/20	
ANGULAR	± 1/2 °		MFG. ENG.			
MATERIAL SEE BOM			APPROVED		12/31/20	
UNIT K_A4C2DSP23L			BKKreeley			



GENERAL ARRANGEMENT
K_A4C2DSP23L

CODE IDENT. NO.	SIZE	DWG. NO.	REV
06223	C	GAP4006-1A	E
SCALE .2:1	CAD. REF.	SHEET 1 OF 1	