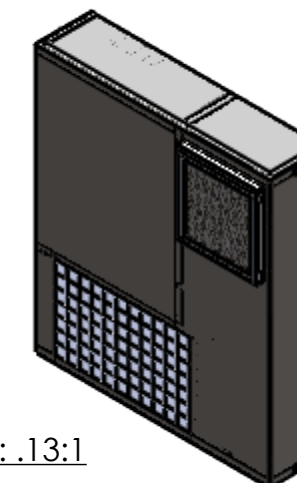


THIS DOCUMENT IS THE PROPERTY OF KOOLTRONIC, INC. AND CONTAINS PROPRIETARY AND CONFIDENTIAL INFORMATION WHICH MUST NOT BE DUPLICATED, USED OR DISCLOSED TO OTHERS, EXCEPT AS EXPRESSLY AUTHORIZED IN WRITING BY KOOLTRONIC, INC.

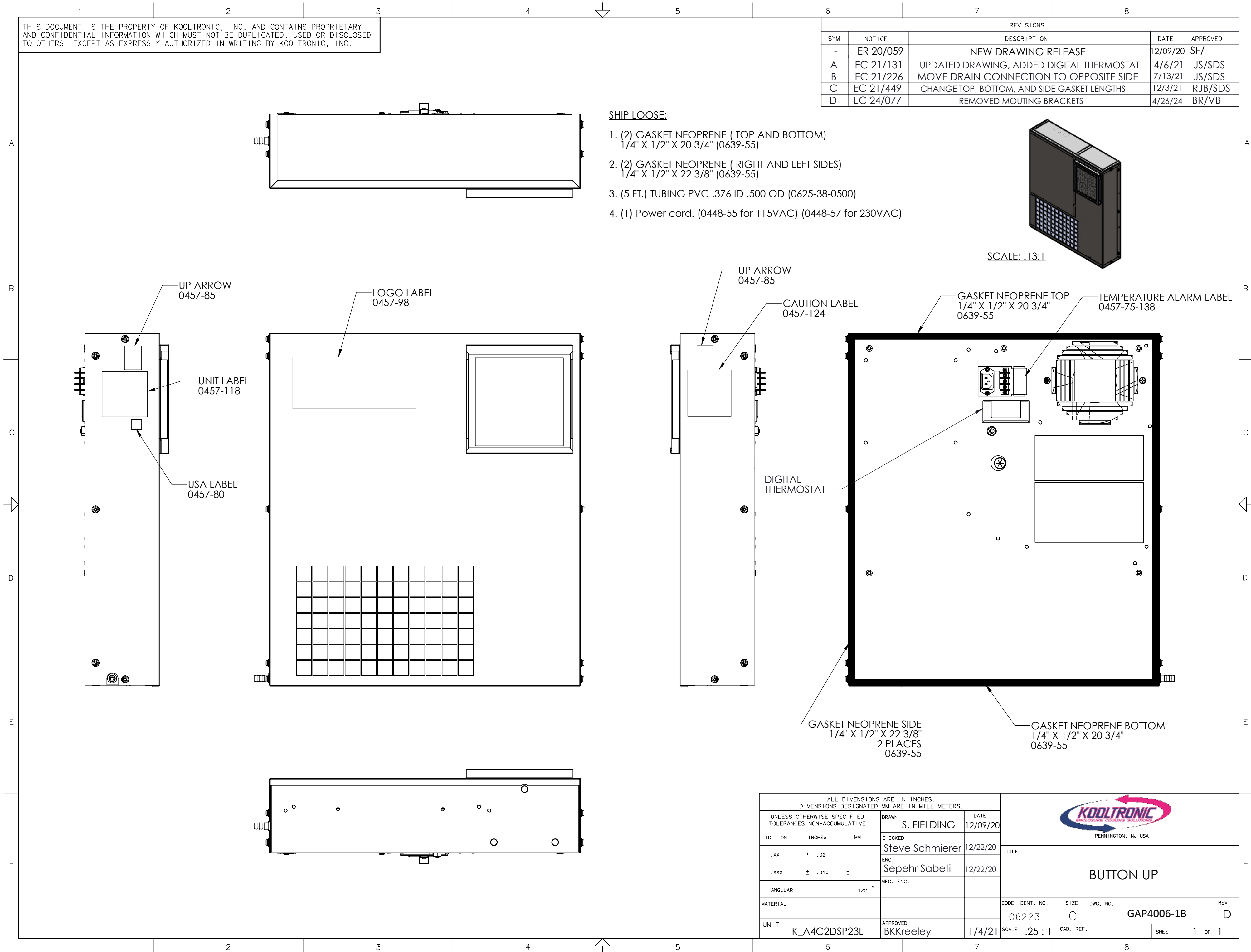
REVISIONS				
SYM	NOTICE	DESCRIPTION	DATE	APPROVED
-	ER 20/059	NEW DRAWING RELEASE	12/09/20	SF/
A	EC 21/131	UPDATED DRAWING, ADDED DIGITAL THERMOSTAT	4/6/21	JS/SDS
B	EC 21/226	MOVE DRAIN CONNECTION TO OPPOSITE SIDE	7/13/21	JS/SDS
C	EC 21/449	CHANGE TOP, BOTTOM, AND SIDE GASKET LENGTHS	12/3/21	RJB/SDS
D	EC 24/077	REMOVED MOUNTING BRACKETS	4/26/24	BR/VB

SHIP LOOSE:

- (2) GASKET NEOPRENE ( TOP AND BOTTOM)  
1/4" X 1/2" X 20 3/4" (0639-55)
- (2) GASKET NEOPRENE ( RIGHT AND LEFT SIDES)  
1/4" X 1/2" X 22 3/8" (0639-55)
- (5 FT.) TUBING PVC .376 ID .500 OD (0625-38-0500)
- (1) Power cord. (0448-55 for 115VAC) (0448-57 for 230VAC)




SCALE: .13:1



TOL. ON			INCHES	MM
.XX			± .02	±
.XXX			± .010	±
ANGULAR			± 1/2 °	

UNLESS OTHERWISE SPECIFIED TOLERANCES NON-ACCUMULATIVE			DRAWN S. FIELDING	DATE 12/09/20
			CHECKED Steve Schmierer	12/22/20
			ENG. Sepehr Sabeti	12/22/20
			MFG. ENG.	
MATERIAL			APPROVED BKKreeley	1/4/21
UNIT K_A4C2DSP23L				



PENNINGTON, NJ USA

TITLE: **BUTTON UP**

CODE IDENT. NO.	SIZE	DWG. NO.	REV
06223	C	GAP4006-1B	D
SCALE .25 : 1	CAD. REF.	SHEET 1 of 1	