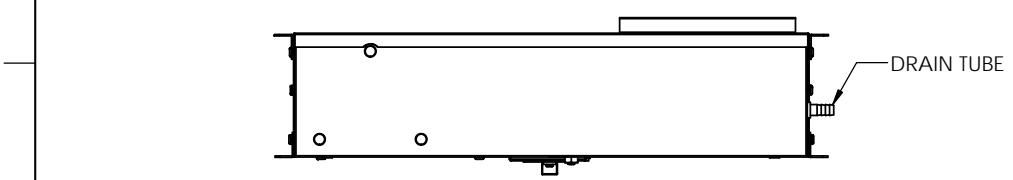
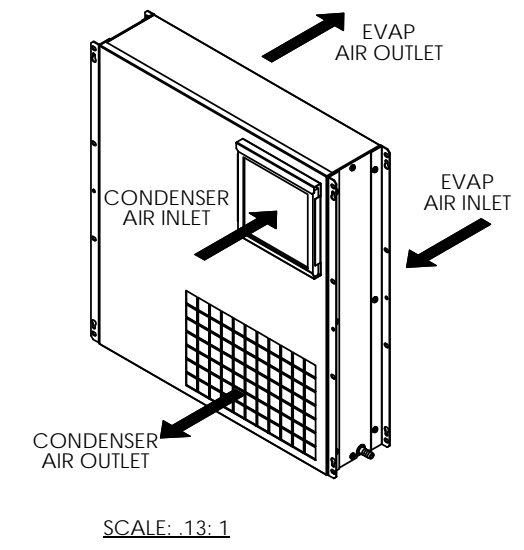
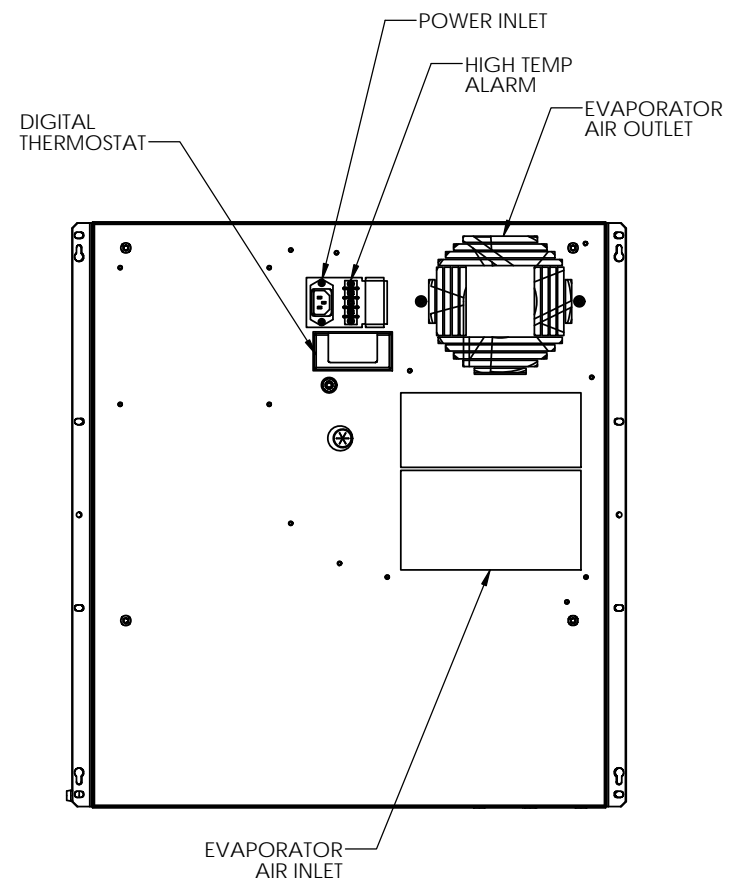
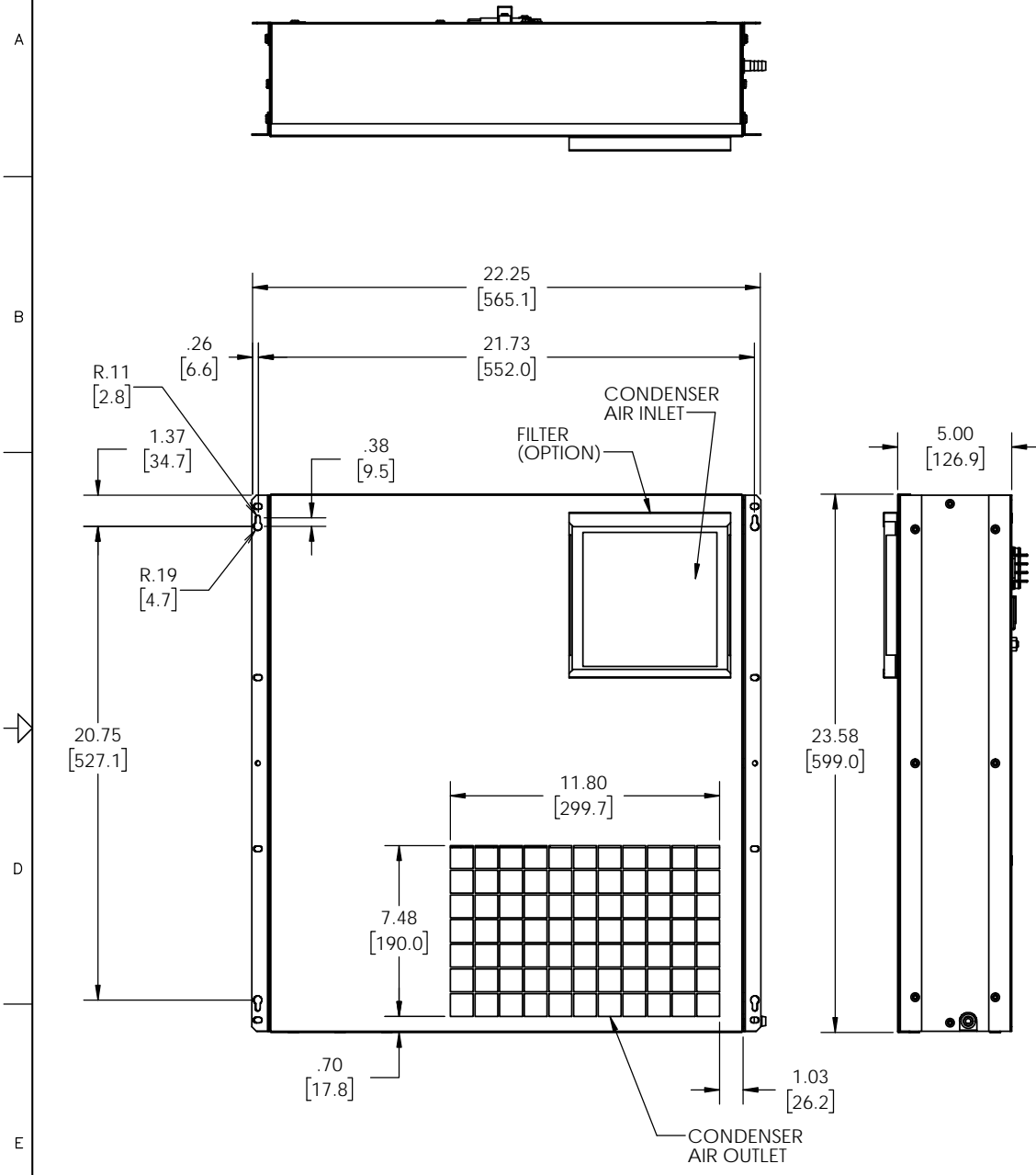


THIS DOCUMENT IS THE PROPERTY OF KOOLTRONIC, INC. AND CONTAINS PROPRIETARY AND CONFIDENTIAL INFORMATION WHICH MUST NOT BE DUPLICATED, USED OR DISCLOSED TO OTHERS, EXCEPT AS EXPRESSLY AUTHORIZED IN WRITING BY KOOLTRONIC, INC.

REVISIONS				
SYM	NOTICE	DESCRIPTION	DATE	APPROVED
-	ER 20/055	NEW DRAWING RELEASE	11/24/20	SF/SDS
A	EC 21/097	REMOVE CUTOUT	3/5/21	RJB/JS
B	EC 21/131	UPDATED DRAWING, ADDED DIGITAL THERMOSTAT	4/6/21	JS/SDS



NOTE: FOR MOUNTING PLAN, SEE DRAWING GA201924-1M

UNLESS OTHERWISE SPECIFIED TOLERANCES NON-ACCUMULATIVE			DRAWN S. FIELDING CHECKED Steve Schmierer ENG. Sepehr Sabeti MFG. ENG.	DATE 11/24/20 11/30/20 3/10/21
TOL. ON	INCHES	MM		
.XX	± .02	±		
.XXX	± .010	±		
ANGULAR	± 1/2°			
MATERIAL	SEE BOM			
UNIT	KA4C2DSP23L		APPROVED BKKreeley 3/12/21	



TITLE GENERAL ARRANGEMENT KA4C2DSP23L			
CODE IDENT. NO.	SIZE	DWG. NO.	REV
06223	C	GAP4044-1A	B
SCALE .2 : 1	CAD. REF.	SHEET 1 of 1	