



K2BC4E192/40A MOTORIZED IMPELLER

TECHNICAL DATA

Model	CFM@ Cutoff		Volts	Hz	Amps	Watts	Capacitor		RPM	dBA	Min. Temp.	Max. Temp.
	0" S.P.	S.P.					μ F	RPM				
K2BC4E192/40A	215	0.56	230	60	0.14	31	1.5	1640	56	-40°F/-40°C	158°F/70°C	
K2BC4E192/40A	185	0.40	230	50	0.15	32	1.5	1405	52	-40°F/-40°C	158°F/70°C	



STANDARD FEATURES

- 215 CFM Capacity
- Available in 230 VAC, 50/60Hz
- Class F, thermally protected
- Compact size
- External rotor design
- Low noise level
- Normally In-Stock
- Precision balanced
- Precision ball-bearing motors
- UL 94 V-0 plastic impeller
- UL Recognized



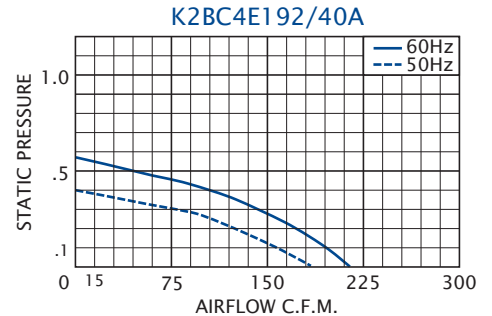
ACCESSORIES*

- Automatic Speed Control
- Capacitor - P/N: 0452-64
- Inlet Ring - P/N: 1114-08



***Note:** This unit requires a capacitor for operation. Capacitors are sold separately and shipped loose for field installation by customer. An Inlet Ring is recommended for optimum performance. These are sold separately, to be installed by the customer.

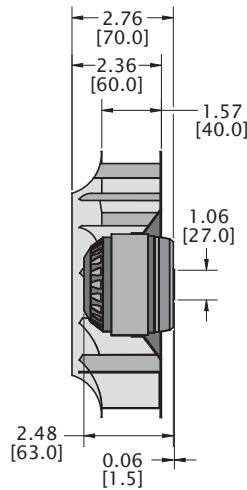
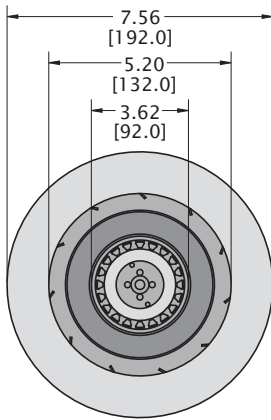
PERFORMANCE



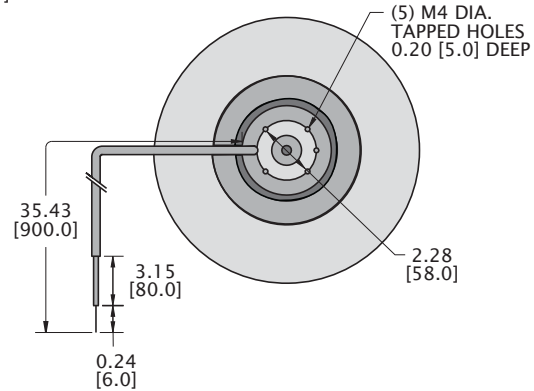
Airflow vs. static pressure curves are shown for 60 Hz and 50 Hz (broken line) inputs. Static pressure is in inches of water.

DRAWINGS

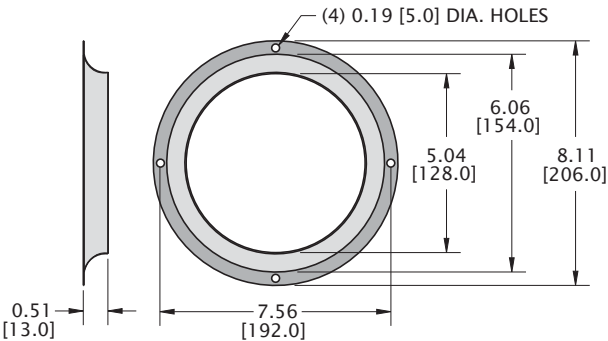
Dimensions, inches [mm], are for reference only and are subject to change.



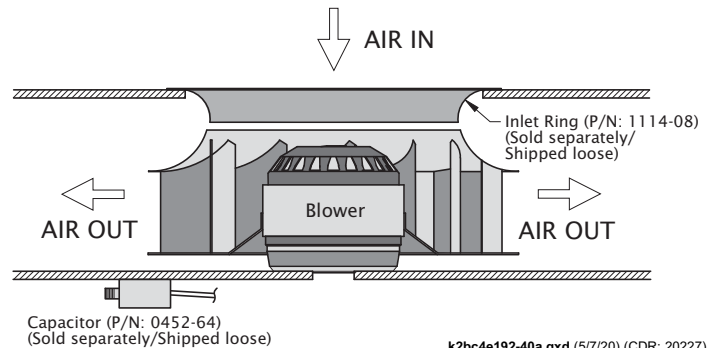
An inlet ring, which must be installed by the customer, is recommended for optimum performance. This unit requires a capacitor which must be mounted and connected by the customer.



INLET RING P/N: 1114-08



TYPICAL INSTALLATION



k2bc4e192-40a.qxd (5/7/20) (CDR: 20227)