

# New Product Release

## AC & DC BACKWARD CURVED IMPELLER BLOWERS

The backward curved impeller design is ideally suited for those applications requiring high airflow performance in high static pressure conditions where space for a blower is limited. This style of blower adapts easily to a wide range of applications and unique packaging is available to meet specialized requirements.

These blowers are available in 115 and 230 VAC, 50/60 Hz as well as 24 and 48 VDC (Brushless). Contact Kooltronic for model availability and design specifications. 115 and 230 VAC models are UL/CUL and CE approved.

**NOTE:** These units require a capacitor for operation. Capacitors are sold separately and shipped loose for field installation by customer. An inlet ring is recommended for optimum performance. These are sold separately, to be installed by customer.

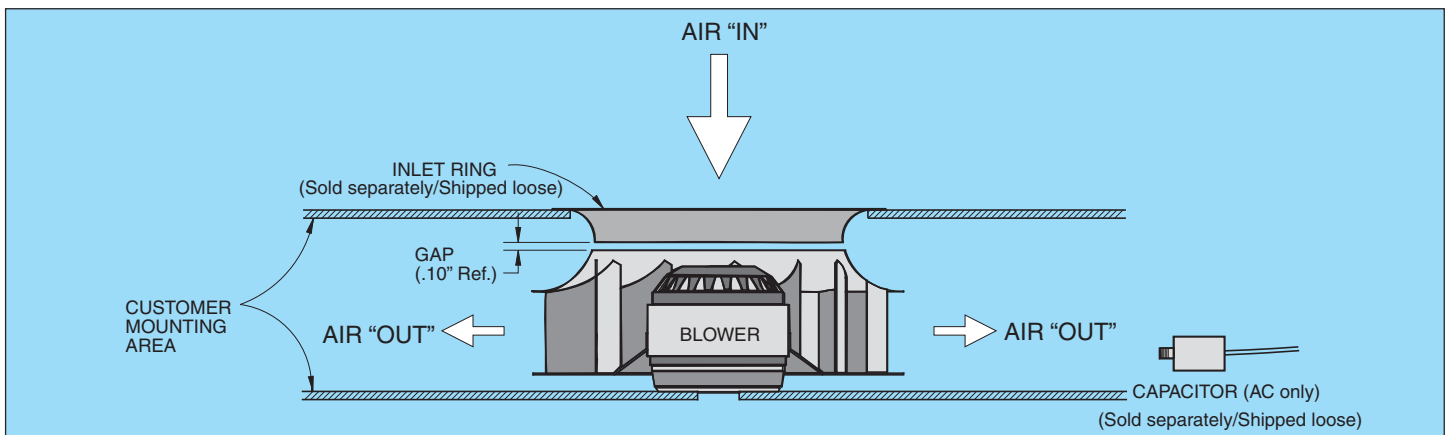


### FEATURES:

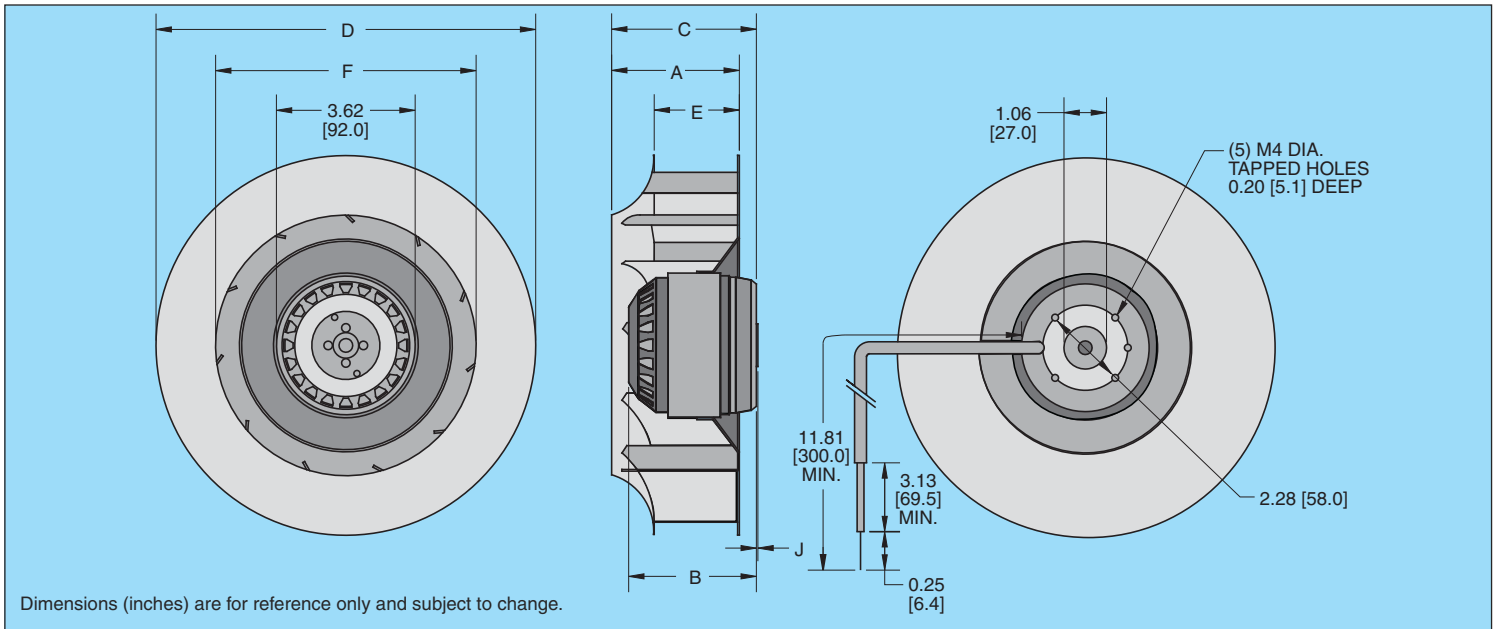
- Low noise level
- Compact size
- External rotor design
- 180-1295 CFM
- Precision balanced
- Ball bearing motor



### TYPICAL INSTALLATION



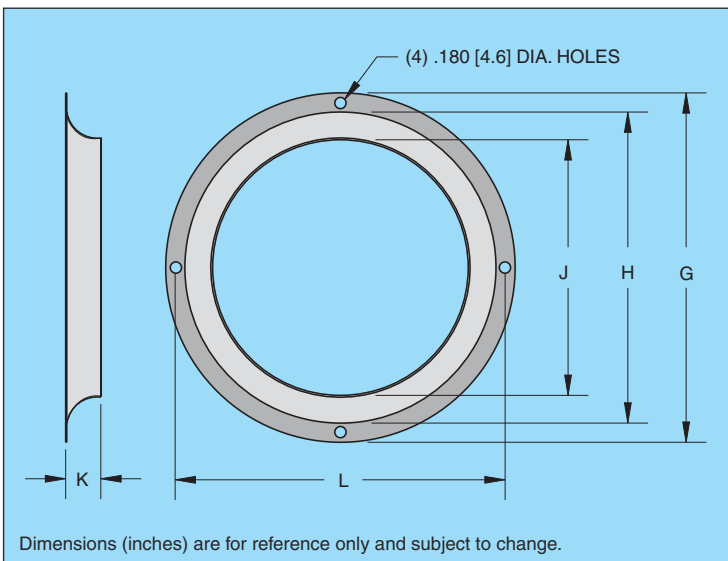
# BACKWARD CURVED IMPELLER BLOWERS



## DIMENSIONS (inches [metric])

Model	A	B	C	D	E	F	Optional Inlet Ring Part Number
<b>2-Pole AC</b>							
KBB2E195/35	2.20 [56.0]	2.48 [63.0]	2.76 [70.0]	7.68 [195.0]	1.38 [35.0]	5.31 [135.0]	1114-08
KBB2E220/45	2.46 [62.4]	2.48 [63.0]	2.80 [71.0]	8.66 [220.0]	1.77 [45.0]	6.26 [159.0]	7026-00-30GLV
KBB2E225/40	2.60 [66.0]	2.87 [73.0]	3.11 [79.0]	8.86 [225.0]	1.57 [40.0]	6.02 [153.0]	7026-00-30GLV
KBB2E225/63	3.45 [87.7]	3.27 [83.0]	3.90 [99.0]	8.86 [225.0]	2.48 [63.0]	6.02 [153.0]	7026-00-30GLV
KBB2E250/56	3.31 [84.0]	3.78 [96.0]	4.02 [102.0]	9.92 [252.0]	2.20 [56.0]	6.77 [172.0]	1114-10
KBB2E280/40	2.81 [71.4]	3.78 [96.0]	4.41 [112.0]	11.06 [281.0]	1.57 [40.0]	7.52 [191.0]	1114-11
<b>4-Pole AC</b>							
KBB4E195/35	2.20 [56.0]	2.48 [63.0]	2.76 [70.0]	7.68 [195.0]	1.38 [35.0]	5.31 [135.0]	1114-08
KBB4E225/63	3.45 [87.7]	2.87 [73.0]	3.90 [99.0]	8.86 [225.0]	2.48 [63.0]	6.02 [153.0]	7026-00-30GLV
KBB4E250/56	3.31 [84.0]	2.87 [73.0]	4.02 [102.0]	9.92 [252.0]	2.20 [56.0]	6.77 [172.0]	1114-10
KBB4E280/80	4.39 [111.4]	3.27 [83.0]	4.92 [125.0]	11.06 [281.0]	3.15 [80.0]	7.52 [191.0]	1114-11
KBB4E315/101	5.04 [128.0]	3.78 [96.0]	6.00 [152.5]	12.40 [315.0]	3.98 [101.0]	7.87 [200.0]	971-395-01AL
<b>24-Volt DC</b>							
K7BBE195/35	2.20 [56.0]	2.28 [58.0]	2.72 [69.0]	7.68 [195.0]	1.38 [35.0]	5.31 [135.0]	1114-08
K7BBE225/40	2.60 [66.0]	2.28 [58.0]	3.07 [78.0]	8.86 [225.0]	1.57 [40.0]	6.77 [172.0]	1114-10
K7BBE250/63	3.62 [92.0]	2.28 [58.0]	4.09 [104.0]	9.84 [250.0]	2.48 [63.0]	7.52 [191.0]	971-395-01AL
<b>48-Volt DC</b>							
K8BBE195/35	2.20 [56.0]	2.28 [58.0]	2.72 [69.0]	7.68 [195.0]	1.38 [35.0]	5.31 [135.0]	1114-08
K8BBE225/40	2.60 [66.0]	2.28 [58.0]	3.07 [78.0]	8.86 [225.0]	1.57 [40.0]	6.77 [172.0]	1114-10
K8BBE250/63	3.62 [92.0]	2.28 [58.0]	4.09 [104.0]	9.84 [250.0]	2.48 [63.0]	7.52 [191.0]	971-395-01AL

## OPTIONAL INLET RING



## DIMENSIONS (inches [metric])

Part Number	G	H	J
1114-08	8.11 [206.0]	6.22 [158.0]	5.04 [128.0]
1114-10	9.02 [229.0]	7.95 [202.0]	6.89 [175.0]
1114-11	12.60 [320.0]	8.11 [206.0]	7.17 [182.0]
7026-00-30GLV	9.00 [228.6]	7.00 [177.8]	6.05 [153.6]
971-395-01AL	11.77 [299.0]	10.00 [254.0]	7.82 [198.6]

Part Number	K	L
1114-08	0.51 [13.0]	7.56 [192.0]
1114-10	0.59 [15.0]	8.50 [216.0]
1114-11	0.47 [12.0]	12.01 [305.0]
7026-00-30GLV	0.47 [11.7]	7.56 [192.0]
971-395-01AL	1.04 [26.3]	11.25 [285.8]

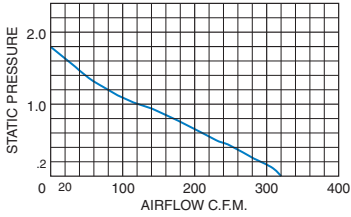


Visit us at our Website:

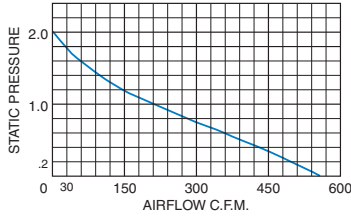
[kooltronic.com](http://kooltronic.com)

## 2-Pole AC Performance\*

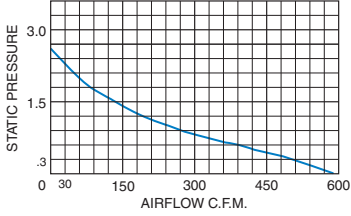
KBB2E195/35



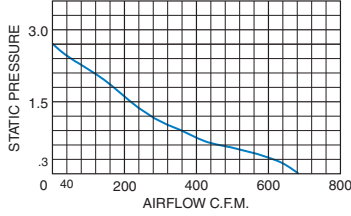
KBB2E220/45



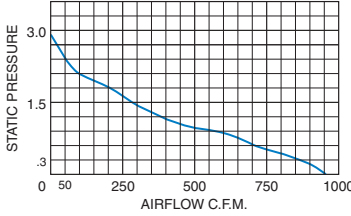
KBB2E225/40



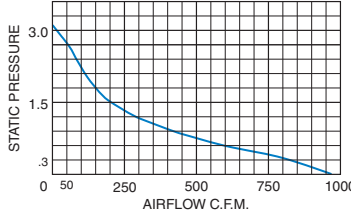
KBB2E225/63



KBB2E250/56

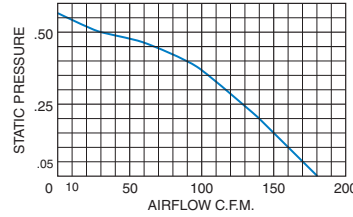


KBB2E280/40

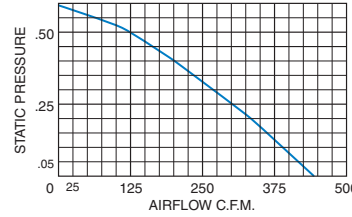


## 4-Pole AC Performance\*

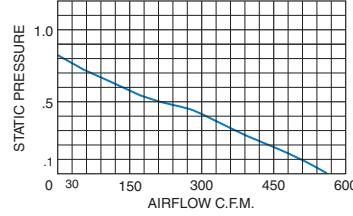
KBB4E195/35



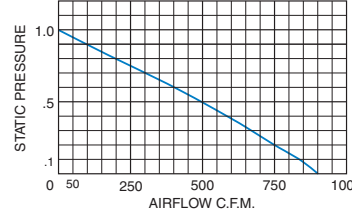
KBB4E225/63



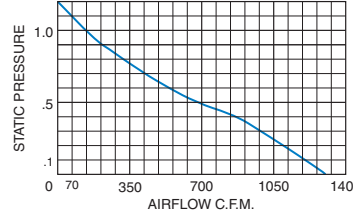
KBB4E250/56



KBB4E280/80



KBB4E315/101



### CONVERSION FACTORS

Multiply airflow in cubic feet per minute (CFM) by:

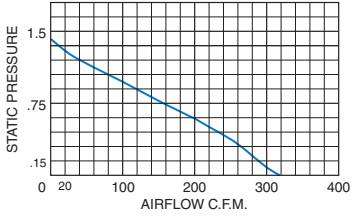
- 1.7 to obtain airflow in cubic meters per hour (m<sup>3</sup>/hr.)
- 0.47 to obtain airflow in liters per second (L/S)

Multiply static pressure in inches of water ("H<sub>2</sub>O) by:

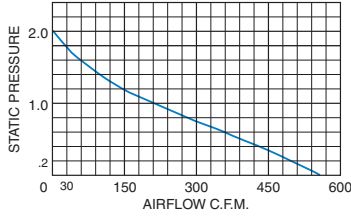
- 25.4 to obtain static pressure in millimeters of water (mm H<sub>2</sub>O)
- 249 to obtain static pressure in Pascals (Pa)

## 24-Volt DC Performance

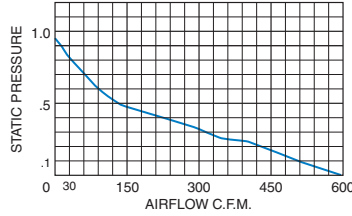
K7BBE195/35



KBB2E220/45

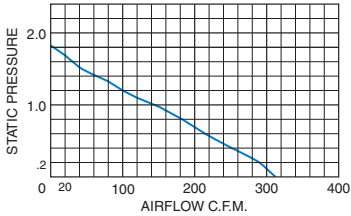


K7BBE250/63

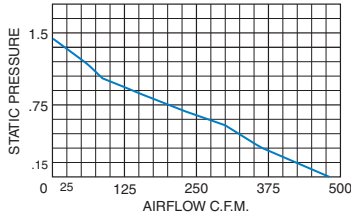


## 48-Volt DC Performance

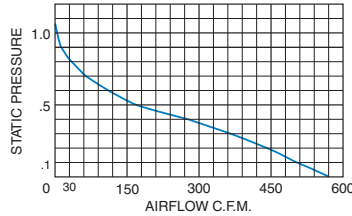
K8BBE195/35



K8BBE225/40



K8BBE250/63



For 2-Pole and 4-Pole models airflow vs. static pressure curves are shown for 60 Hz inputs, consult Kooltronic for 50 Hz performance. All pressure curves are shown using optional inlet ring. Static pressure is in inches of water.

## HOW TO ORDER

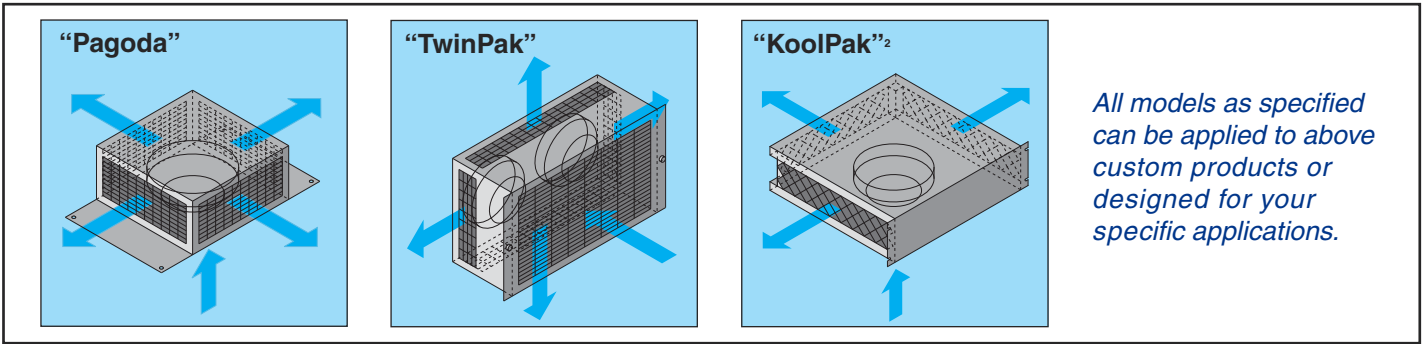
Specify model number. For 230 VAC operation, add a 2 after the K. Example: K2BB2E195/25.

## TECHNICAL DATA

Model	Normally In Stock	CFM @ 0" S.P.	Cutoff S.P.	Amps	Watts	Approx. Weight		Wheel Material
						Lbs.	Kg.	
<b>2-Pole AC*</b>								
KBB2E195/35	Yes	320	1.80	0.66	73	3.1	1.4	Plastic
KBB2E220/45		550	2.00	0.98	109	2.0	4.4	Plastic
KBB2E225/40	Yes	588	2.60	1.16	139	5.1	2.3	Galvanized Steel
KBB2E225/63		682	2.70	1.64	191	5.3	2.4	Plastic
KBB2E250/56		953	2.90	2.17	256	7.5	3.4	Galvanized Steel
KBB2E280/40		971	3.10	2.06	236	8.0	3.6	Galvanized Steel
<b>4-Pole AC*</b>								
KBB4E195/35	Yes	180	0.57	0.32	32	2.9	1.3	Plastic
KBB4E225/63	Yes	430	0.70	0.35	38	3.5	1.6	Plastic
KBB4E250/56		540	0.81	2.17	256	5.7	2.6	Galvanized Steel
KBB4E280/80	Yes	900	1.00	0.89	98	6.4	2.9	Galvanized Steel
KBB4E315/101	Yes	1295	1.20	1.54	169	8.6	3.9	Plastic
<b>24-Volt DC</b>								
K7BBE195/35	Yes	315	1.42	1.85	44	2.5	1.0	Plastic
K7BBE225/40	Yes	483	1.14	2.43	58	3.1	1.4	Galvanized Steel
K7BBE250/63		595	0.94	2.64	58	3.5	1.6	Galvanized Steel
<b>48-Volt DC</b>								
K8BBE195/35	Yes	315	1.40	1.10	50	2.5	1.0	Plastic
K8BBE225/40	Yes	483	1.14	1.55	70	3.1	1.4	Galvanized Steel
K8BBE250/63		570	0.94	1.32	62	3.5	1.6	Galvanized Steel

\* 115V, 60 Hz. operation

## CUSTOM PRODUCTS

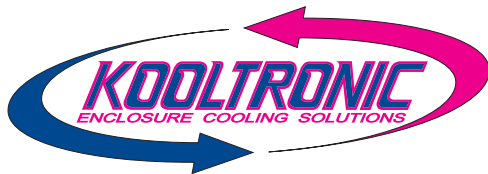


<sup>2</sup> Optional air path configurations available.

# KOOLTRONIC ALSO CARRIES A FULL LINE OF AIR CONDITIONERS, HEAT EXCHANGERS, FANS, BLOWERS AND FANTRAYS



An Environmentally Responsible Manufacturer



**Corporate Headquarters**  
30 Pennington-Hopewell Road  
Pennington, NJ 08534-0240  
609-466-3400 FAX 609-466-1114

sales@kooltronic.com  
kooltronic.com