



# K8BCE220/45B MOTORIZED IMPELLER

## TECHNICAL DATA

Model	CFM@ 0" S.P.	Cutoff S.P.	DC Volts	Amps	Watts	RPM	dBA	Min. Temp.	Max. Temp.
K8BCE220/45B	570	2.45	48	2.04	98	2790	71	-4°F/-20°C	158°F/70°C



## STANDARD FEATURES

- 570 CFM Capacity
- Compact size
- Controlled by 0-10VDC or PWM signal
- External rotor design
- Locked rotor protection
- Low noise level
- Nominal voltage 48VDC (36-60VDC)
- Precision balanced
- Precision ball-bearing motors
- Reverse polarity protection
- Soft start
- Tachometer output (open collector)

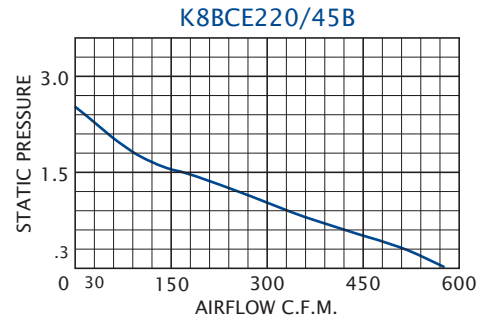
## ACCESSORIES\*

Inlet Ring - P/N: 1114-07



\*Note: An Inlet Ring is recommended for optimum performance. These are sold separately, to be installed by the customer.

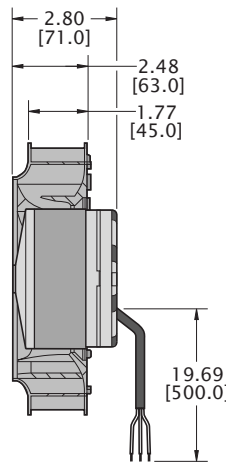
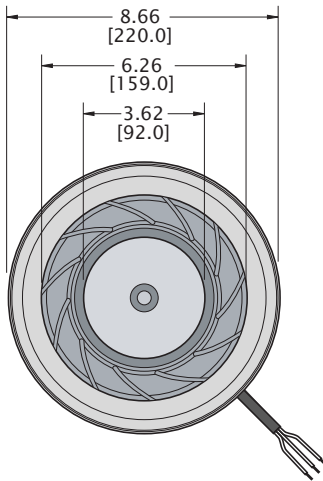
## PERFORMANCE



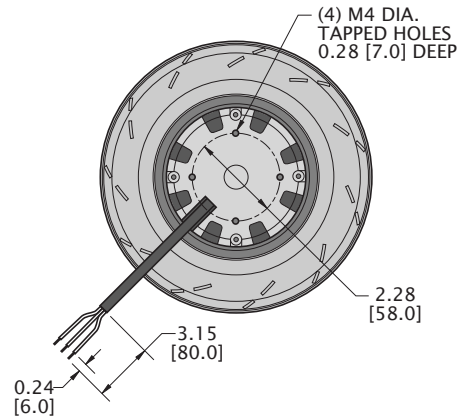
Static pressure is in inches of water.

## DRAWINGS

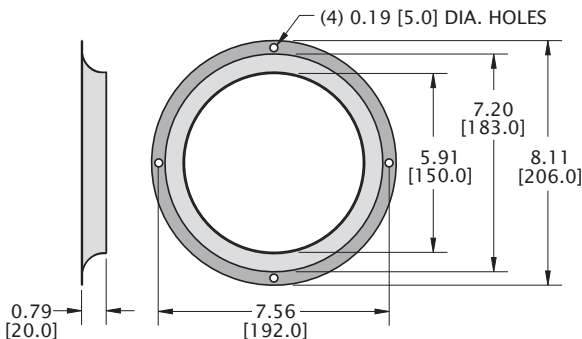
Dimensions, inches [mm], are for reference only and are subject to change.



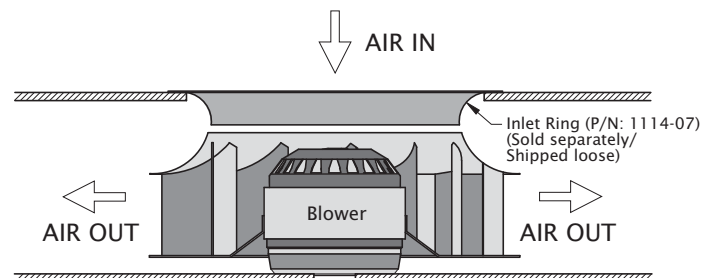
An inlet ring, which must be installed by the customer, is recommended for optimum performance.



## INLET RING P/N: 1114-07



## TYPICAL INSTALLATION



k8bce220-45b.qxd (7/14/21) (CDR: 20336)