

# KBC2E192/40A MOTORIZED IMPELLER

## TECHNICAL DATA

Model	CFM@ Cutoff		Volts	Hz	Amps	Watts	Capacitor		RPM	dBA	Min. Temp.	Max. Temp.
	0" S.P.	S.P.					$\mu$ F	RPM				
KBC2E192/40A	382	1.9	115	60	0.81	93	8.0	2925	64	-40°F/-40°C	140°F/60°C	



## STANDARD FEATURES

- Low noise level
- 382 CFM capacity
- Available in 115 VAC, 60Hz
- Compact size
- Precision balanced
- External rotor design
- Precision ball-bearing motors
- Class F, thermally protected
- UL 94 V-0 plastic impeller
- UL Recognized
- Normally in-stock

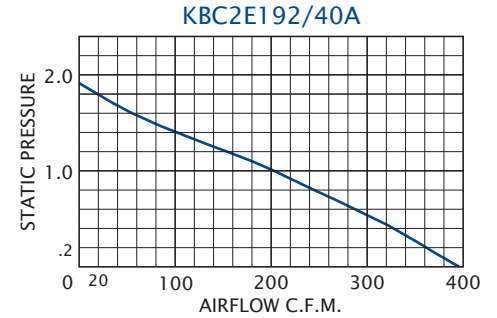
## ACCESSORIES\*

- Capacitor - P/N: 0452-76
- Inlet Ring - P/N 1114-08
- Automatic Speed Control



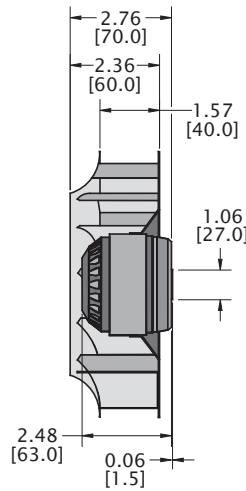
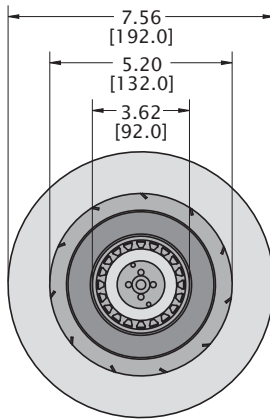
**\*Note:** This unit requires a capacitor for operation. Capacitors are sold separately and shipped loose for field installation by customer. An Inlet Ring is recommended for optimum performance. These are sold separately, to be installed by the customer.

## PERFORMANCE

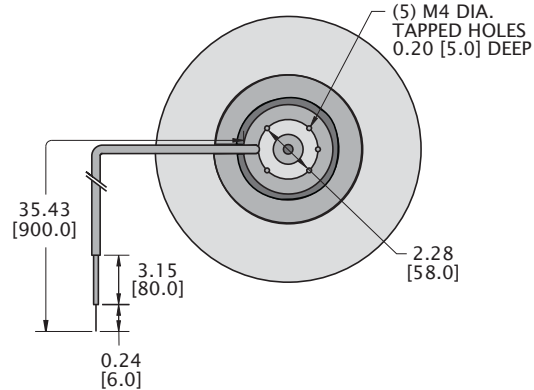


## DRAWINGS

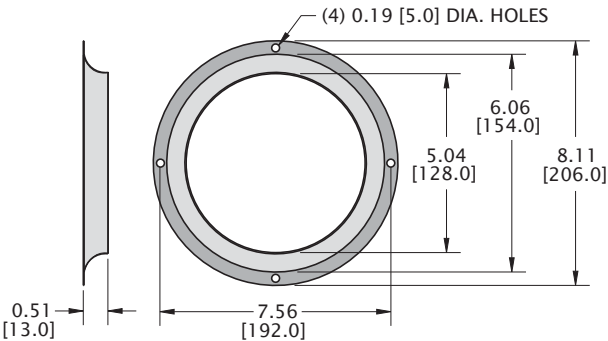
Dimensions, inches [mm], are for reference only and are subject to change.



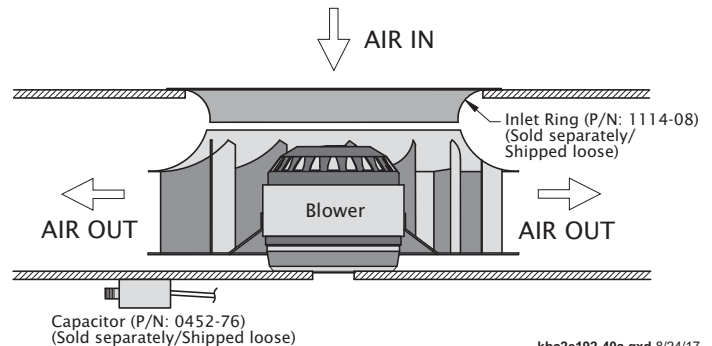
An inlet ring, which must be installed by the customer, is recommended for optimum performance. This unit requires a capacitor which must be mounted and connected by the customer.



## INLET RING P/N: 1114-08



## TYPICAL INSTALLATION



kbc2e192-40a.qxd 8/24/17