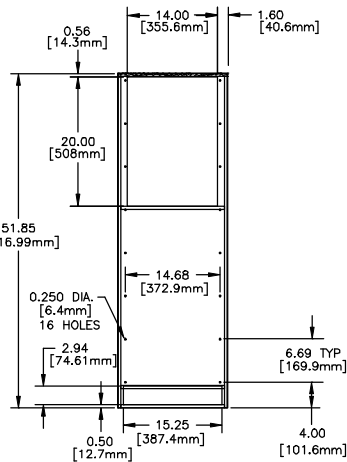
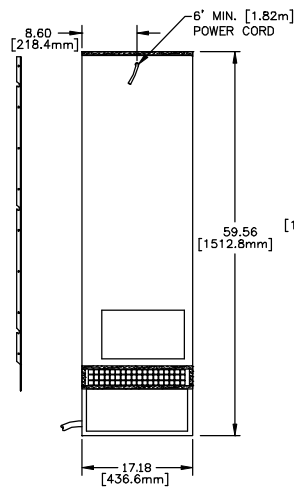
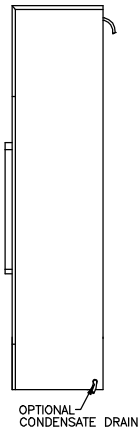
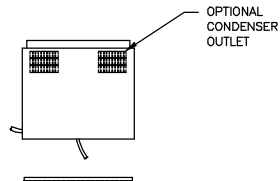
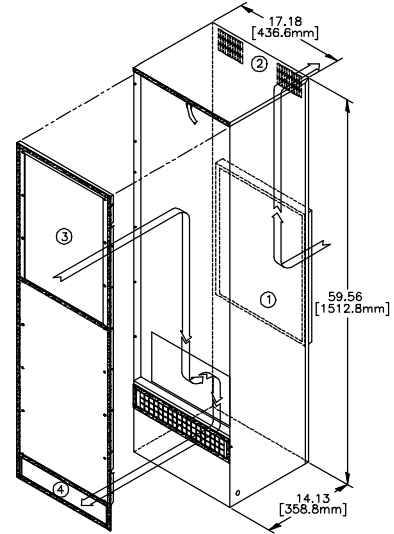
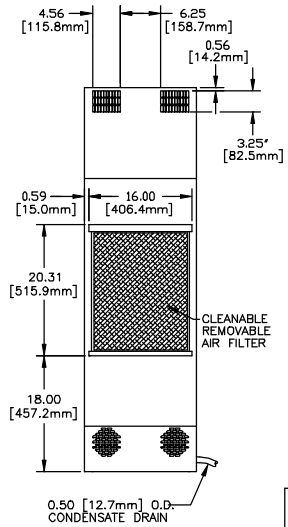
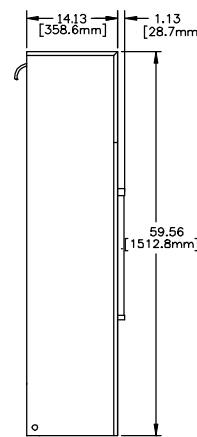


MOUNTING PLAN

- ① CONDENSER INLET (Ambient Air In)
- ② CONDENSER OUTLET (Warm Ambient Air Out)
- ③ WARM AIR RETURN FROM ELECTRONICS
- ④ COOL AIR OUTLET TO ELECTRONICS



M-TAB DETAIL



30 PENNINGTON-HOPEWELL ROAD, P.O. BOX 240
 PENNINGTON, NEW JERSEY 08534-0240
 TEL: 609-466-3400 FAX: 609-466-1114

GENERAL ARRANGEMENT
 TRIMLINE NP59 AIR-COOLED
 PANEL-MOUNTED AIR CONDITIONER
 K2A3C_NP59R

DATE	DRAWN	T.R.	DWG. NO.	REV.
8/14/95			GA000188	C

THIS DOCUMENT IS PROPERTY OF KOOLTRONIC, INC. AND CONTAINS PROPRIETARY AND CONFIDENTIAL INFORMATION WHICH MUST NOT BE DUPLICATED, USED OR DISCLOSED OTHER THAN AS EXPRESSLY AUTHORIZED BY KOOLTRONIC, INC.