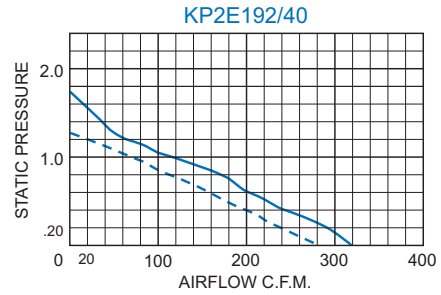


KP2E192/40 PAGODA SERIES PACKAGED IMPELLER BLOWERS

PERFORMANCE GRAPHS




Airflow vs. static pressure curves are shown for 60 Hz (solid line) and 50 Hz (broken line) inputs. Static pressure is in inches of water.



STANDARD FEATURES

- Baked Powder Finish
- Ball-bearing motors
- Capacity 319 CFM
- Compact size
- Heavy-gauge steel shell
- Integral finger guards
- Low noise level
- Occupies no internal cabinet space
- Precision balanced external rotor design
- Three foot [0.9m] (minimum) 3-wire power cord



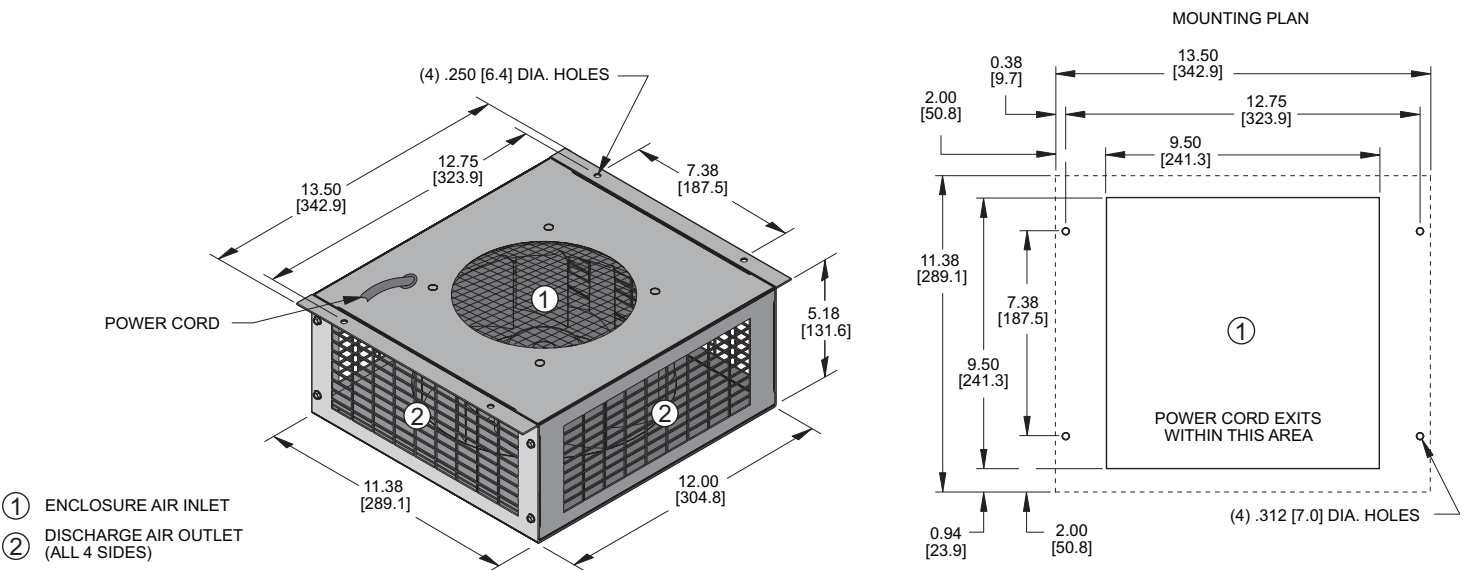
Versatile Mounting:
Mount on cabinet's top,
side or even bottom.

TECHNICAL DATA*

Model	Type	CFM @ 0" S.P.	Cutoff S.P.	dBA	Amps	Watts	Approximate Weight	
							Lbs.	Kg.
KP2E192/40	2-Pole	319	1.72	63.6	0.74	85	11	5.0

* 115V, 60 Hz. operation

DIMENSIONS inches [metric]



Dimensions, inches [metric], are for reference only and subject to change.

HOW TO ORDER

Specify model number. For 230 VAC operation, add a 2 after the K. Example: K2P2E192/40.



kp2e192/40 pagoda.qxd (7/19/21) (CDR: 20336)