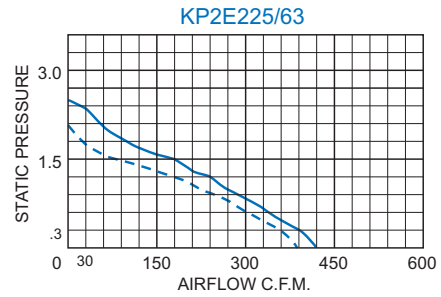


KP2E225/63 PAGODA SERIES PACKAGED IMPELLER BLOWERS




Airflow vs. static pressure curves are shown for 60 Hz and 50 Hz (broken line) inputs. Static pressure is in inches of water.

PERFORMANCE GRAPHS



STANDARD FEATURES

- Baked Powder Finish
- Ball-bearing motors
- Capacity 421 CFM
- Compact size
- Heavy-gauge steel shell
- Integral finger guards
- Low noise level
- Occupies no internal cabinet space
- Precision balanced external rotor design
- Three foot [0.9m] (minimum) 3-wire power cord



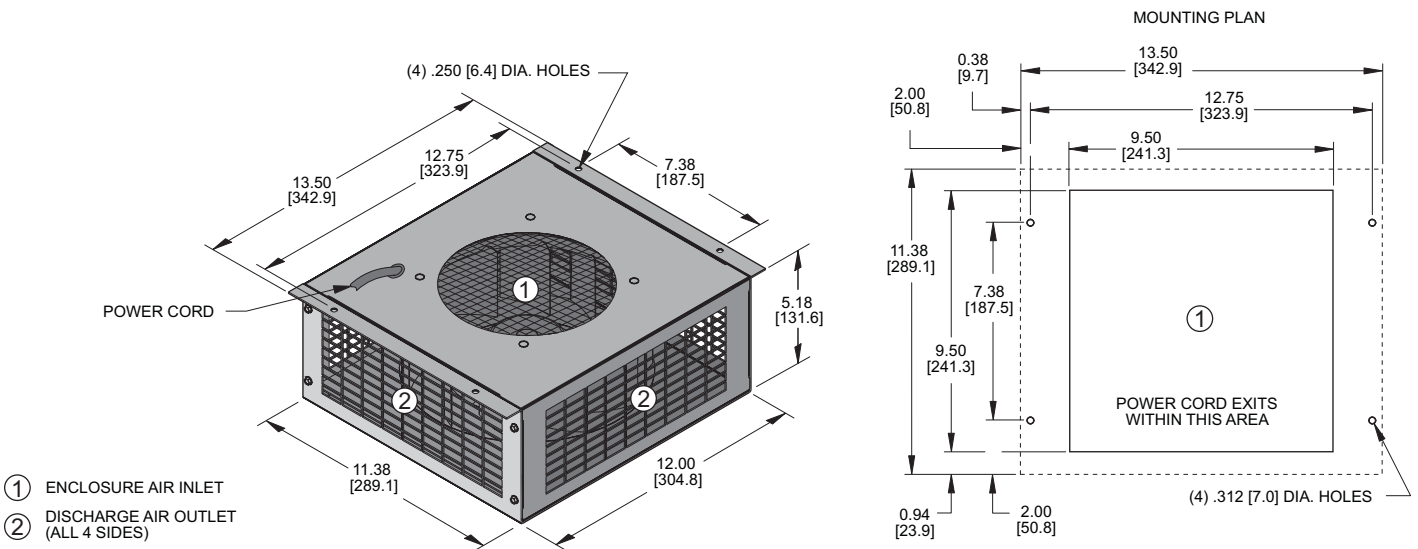
Versatile Mounting:
Mount on cabinet's top,
side or even bottom.

TECHNICAL DATA*

| Model | Type | CFM @ 0" S.P. | Cutoff S.P. | dBA | Amps | Watts | Approximate Weight | |
|------------|--------|------------------|----------------|------|------|-------|-----------------------|-----|
| | | | | | | | Lbs. | Kg. |
| KP2E225/63 | 2-Pole | 421 | 2.66 | 73.4 | 1.89 | 215 | 14 | 6.4 |

* 115V, 60 Hz. operation

DIMENSIONS inches [metric]



Dimensions, inches [metric], are for reference only and subject to change.

HOW TO ORDER

Specify model number. For 230 VAC operation, add a 2 after the K. Example: K2P2E225/63.



kp2e225/63 pagoda.qxd (5/14/20) (CDR: 20227)