

KPHE20 WATER-TO-AIR PANEL-MOUNTED HEAT EXCHANGERS



TECHNICAL DATA*

Model	Normally in Stock	Volts	Power		Maximum Inlet Water Temp. °F	Performance Watts/°F		Approx. Weight (lbs.)
			Amps	Watts		0.25GPM	0.50GPM	
KPHE20	Yes	115	0.30	33	85	20.5	21.5	15
K2PHE20		230	0.13	25	85	20.5	21.5	15

* 60 Hz. operation. For 50 Hz. operation, consult Kooltronic.

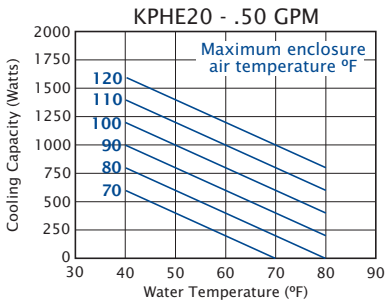
STANDARD FEATURES

- Below-Ambient Cooling Capability
- Closed-Loop Cooling
- Heavy-Duty Steel Shell with Baked Powder Finish
- NEMA 12 & 3R Ratings Maintained (UL50)
- UL/CSA Ball-Bearing Motors
- UL/CUL Listed

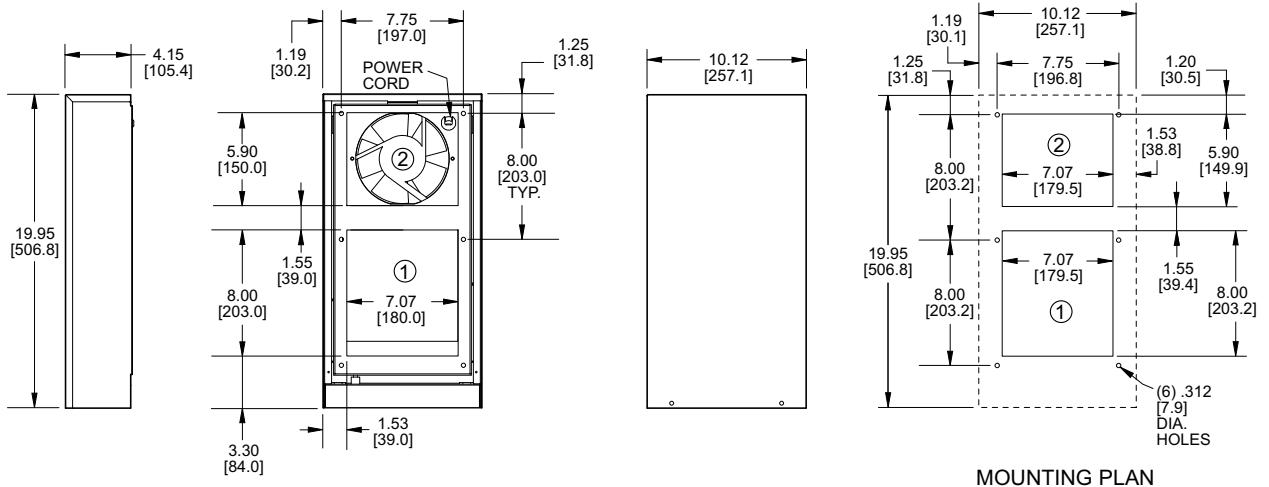
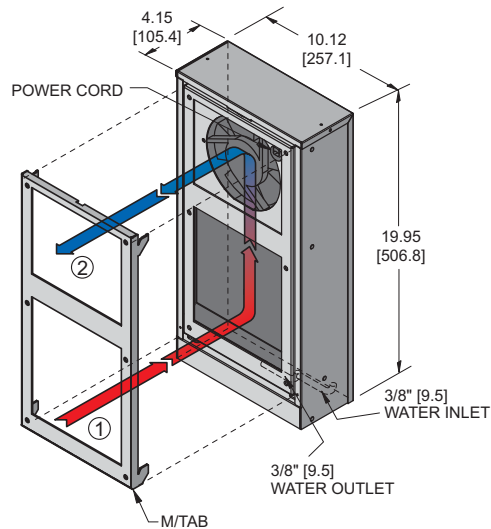
ACCESSORIES AND OPTIONS

- Internal Corrosion Protection
- Other voltages and frequencies
- Special materials or finishes
- Special motors, line cords, or connectors

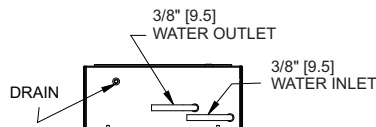
PERFORMANCE*



For performance at other flow rates contact the factory or visit www.kooltronic.com.




- ① WARM AIR RETURN FROM ENCLOSURE
- ② COOL AIR OUTLET TO ENCLOSURE



MOUNTING PLAN

Dimensions, inches [mm], are for reference only and subject to change.

kphe20.qxd (4/29/20) (CDR: 20227)



KPHE20 WATER-TO-AIR PANEL-MOUNTED HEAT EXCHANGERS

DESCRIPTION

KOOLTRONIC *Water-to-Air Heat Exchangers* provide uniform cooling in a closed-loop system where a reliable source of clean, cool water is available. The *KPHE Series* is designed primarily for use in harsh environments with cooling requirements in excess of the capabilities of *Air-to-Air Heat Exchangers*. They are particularly useful in highly contaminated environments that would require very frequent cleaning or changing of ambient air filters, or require frequent cleaning of the Heat Exchanger core. KOOLTRONIC *Water-to-Air Heat Exchangers* can furnish greater cooling capacities than air-to-air models, depending on water temperature and rate of flow. **Ambient air is sealed out; heat transfer surfaces remain clean.**

The higher cooling ability of the *KPHE Series* depends on the temperature of the cooling water. Thus, if the water is cold enough, the temperature of the air delivered to the electronics cabinet can actually be lower than that provided by air conditioners, at less cost.

KPHE Series Heat Exchangers are available in many types and capacities. A complete range of accessories and options is available for all units, adding to their versatility.

KOOLTRONIC also designs and manufactures a variety of Heat Exchangers to meet *unique specifications*. We invite your inquiries about our modification and custom-design capabilities.

STANDARD FEATURES

CLOSED-LOOP COOLING: The enclosure interior airflow system is isolated from the ambient airflow system. No ambient air can invade the cool, dehumidified sensitive component compartment.

PRECISION BALL-BEARING MOTORS: All blower motors are UL/CSA Recognized and include automatic-reset thermal overload protection and double-sealed or double-shielded precision ball bearings. Special permanent lubricants perform over a broad temperature range: -20°F [-28.9°C] to 250°F [121.1°C]. Consult KOOLTRONIC for motors designed to meet military or other extreme environmental specifications.

BLOWERS: All centrifugal blowers are Kooltronic-designed and built, to provide optimum airflow and pressure for each Heat Exchanger design.

RUGGED CONSTRUCTION: Precision-engineered heavy gauge steel construction of all shells and blowers insures Heat Exchangers will stand up under tough applications.

BAKED POWDER FINISH: Durable, baked-on gray powder finish is standard. Other finishes are available.

POWER: Available in 115 VAC, 60 Hz and 230 VAC, 50 Hz or 60 Hz.

POWER CORD: All 115 and 230VAC models are supplied with six-foot three-wire cord with plug. BLDC units have three-wire cords without plugs for direct wiring to power source. Special lengths and/or plugs are available.

GASKETING: All units are fully gasketed for tight, leakproof installation, in compliance with the NEMA 12 Enclosure Rating.

UL/CUL LISTED: All *KPHE20* models are *UL/CUL Listed*.

ACCESSORIES AND OPTIONS**

FACTORY-INSTALLED OPTIONS:

INTERNAL CORROSION PROTECTION: For corrosive or other hostile environments, special coating material is applied to copper lines, coils and other parts subject to damage.

Append letter "H" to Part No.

OTHER VOLTAGES AND FREQUENCIES**

SPECIAL MATERIALS OR FINISHES**

SPECIAL MOTORS, LINE CORDS OR CONNECTORS**

**Contact KOOLTRONIC for information.



HOW TO ORDER

Specify model number. NOTE: Accessories and Options may affect model number, contact KOOLTRONIC for information.

For assistance in model selection, refer to the Heat Exchanger Sizing and Selection Guide, contact KOOLTRONIC, or use one of our design aid software programs, available FREE.

**CALL 1-800-321-KOOL (5665)
or FAX 609-466-1114**

**POPULAR MODELS ARE
STOCKED AND READY TO SHIP**