

# KTHE200 REFRIGERANT-CHARGED AIR-TO-AIR HEAT EXCHANGERS

## TECHNICAL DATA\*

Model	Normally in Stock	Volts	Power		Maximum Temperature °F		Performance Watts/°F (Air In)	Approx. Weight (lbs.)
			Amps	Watts	Enclosure	Ambient		
KTHE200	Yes	115	0.6	52	160	-20 to 125	17	22
K2THE200		230	0.3	52	160	-20 to 125	17	22

\* 60 Hz. operation. For 50 Hz. operation, consult Kooltronic.



## STANDARD FEATURES

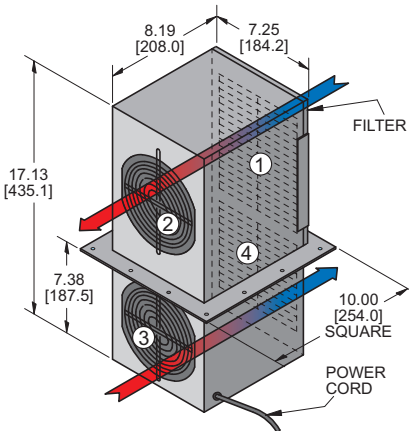
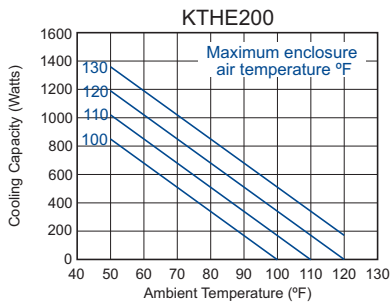
- CFC-free Refrigerant
- Closed-Loop Cooling
- Filter
- Heavy-Duty Stainless Steel Shell with Baked Powder Finish
- Modified Heat Pipe Design
- UL/CSA Ball-Bearing Motors

## ACCESSORIES AND OPTIONS

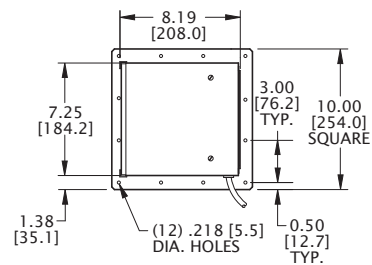
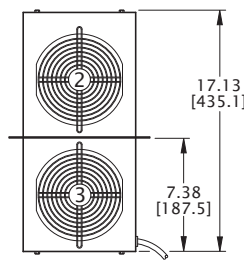
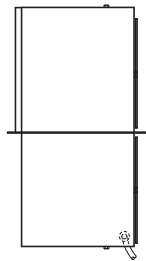
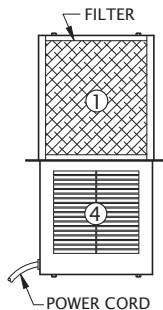
- Filter Recoating Adhesive
- Low Airflow Detector
- Other voltages and frequencies
- Replacement Filters
- Special materials or finishes
- Special motors, line cords, or connectors
- Stainless or Aluminum Shell
- Temperature Alarm



## PERFORMANCE\*




- 1 FILTERED AIR INLET (Ambient Air In)
- 2 AIR OUTLET (Warm Ambient Air Out)
- 3 WARM AIR RETURN FROM ENCLOSURE
- 4 COOL AIR OUTLET TO ENCLOSURE



Dimensions, inches [mm], are for reference only and subject to change.

kthe200.qxd (03/22) (CDR: 20532)



# KTHE200 REFRIGERANT-CHARGED AIR-TO-AIR HEAT EXCHANGERS

## STANDARD FEATURES

**CLOSED-LOOP COOLING:** The enclosure interior airflow system is isolated from the ambient airflow system. No ambient air can invade the cool, dehumidified sensitive component compartment.

**PRECISION BALL-BEARING MOTORS:** All blower motors are UL/CSA Recognized and include automatic-reset thermal overload protection and double-sealed or double-shielded precision ball bearings. Special permanent lubricants perform over a broad temperature range: -20°F [-28.9°C] to 250°F [121.1°C]. Consult KOOLTRONIC for motors designed to meet military or other extreme environmental specifications.

**RUGGED CONSTRUCTION:** Precision-engineered heavy gauge steel construction of all cabinets and blowers insures Heat Exchangers will stand up under tough applications.

**FILTERS:** The filters included with all Heat Exchangers consist of a multi-layer grid of sturdy, corrugated aluminum in a one-piece aluminum frame. Filters must be kept free of accumulations, to prevent reduction or loss of performance and/or damage to equipment.

**BAKED POWDER FINISH:** Durable, baked-on gray powder finish is standard. Other finishes are available.

**POWER:** Available in 115 VAC, 60 Hz and 230 VAC, 50 Hz or 60 Hz.

**POWER CORD:** All 115 and 230VAC models are supplied with six-foot three-wire cord with plug. BLDC units have three-wire cords without plugs for direct wiring to power source. Special lengths and/or plugs are available.

**GASKETING:** All units are fully gasketed for tight, leakproof installation, in compliance with the NEMA 12 Enclosure Rating.

## ACCESSORIES AND OPTIONS\*\*

### FACTORY-INSTALLED OPTIONS:

**ALUMINUM SHELL:** Where light weight and/or compatibility with appearance of Aluminum Enclosures are required. Unpainted Type 5052 is standard. Other types and ultra-violet-resistant baked powder finish are available.

Append "A" to Part No. (5052 Unpainted)

**TEMPERATURE ALARM:** A thermostat is mounted inside the cabinet and attached to a sensor in the warm air return. When the air temperature increases to the set point, a signal is sent to a terminal block. User-installed wiring from the terminal block to local and/or remote warning devices (*light, bell, siren, etc.*) can be for normally open or closed operation.

Append "B" to Part No.

**LIFTING EYES:** A pair of heavy-gauge steel lifting eyes, attached to the side panels, assist in positioning units.

Append letter "K" to Part No.

**LOW AIRFLOW DETECTOR:** Similar to the Airflow Switch shown in the Blower Accessories Section, the switch is installed in a suitable location in the Air Conditioner to detect loss of airflow, and sends a signal to a terminal block, through which user-installed wiring and warning devices are activated.

Append letter "M" to Part No.

### **OTHER VOLTAGES AND FREQUENCIES\*\***

### **SPECIAL MATERIALS OR FINISHES\*\***

### **SPECIAL MOTORS, LINE CORDS OR CONNECTORS\*\***

**STAINLESS STEEL SHELL:** For applications in corrosive or other hostile environments such as those requiring Internal Corrosion Resistant Coatings, especially where chemical/moisture combinations are present.

Append letter "V" to Part No. (304-2B Unpainted)

### CUSTOMER-INSTALLED OPTIONS:

**FILTER RECOATING ADHESIVE:** This compound is a superior product for recoating filters after washing. The adhesives penetrate dirt layers to keep the filter surface tacky for longer effective performance between washings.

Part No. A-16 - 10 ounce container.

**REPLACEMENT FILTERS:** All KOOLTRONIC filters consist of a multi-layer grid of sturdy corrugated aluminum, securely held in a one-piece aluminum frame. Filters are required wherever air is drawn into an electronics enclosure or related cooling equipment to keep internal parts as clean as possible.

A non-drying adhesive coating traps a high percentage of particulate matter. These filters are reusable, they may be washed and recoated with the appropriate filter recoating adhesive. Replacements are available for those which become damaged or otherwise non-serviceable.

Part No. 9671F (7.06" x 9.63" x 0.50" [179mm x 244mm x 13mm])

\*\*Contact KOOLTRONIC for information.

