

# KXHE365A AIR-TO-AIR PANEL-MOUNTED HEAT EXCHANGERS



**NEMA  
TYPE 12  
MAINTAINED**



## TECHNICAL DATA\*

Model	Volts	Power		Maximum Temperature °F		Performance Watts/°F (Air In)	Approx. Weight (lbs.)
		Amps	Watts	Enclosure	Ambient		
KXHE365A	115	7.2	665	160	-20 to 131	88	105
K2XHE365A	230	3.0	665	160	-20 to 131	88	105

\* 60 Hz. operation. For 50 Hz. operation, consult Kooltronic.

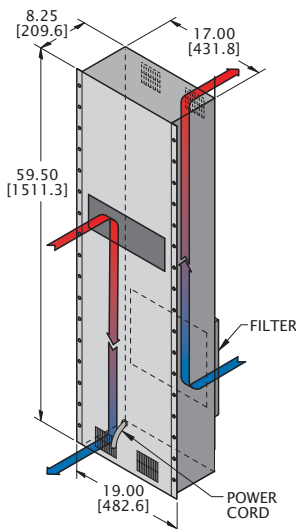
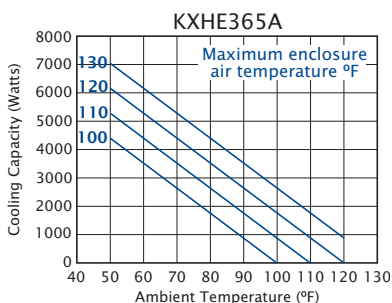
## STANDARD FEATURES

Closed-Loop Cooling  
Epoxy-coated element  
Filter  
Heavy-Duty Steel Shell  
NEMA 12 Rating Maintained (UL50)  
Refrigerant-Free Aluminum Element  
UL/CUL Listed

## ACCESSORIES AND OPTIONS

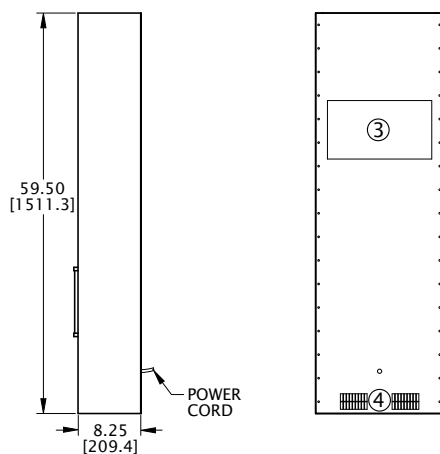
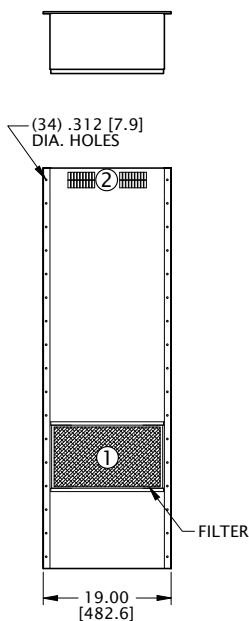
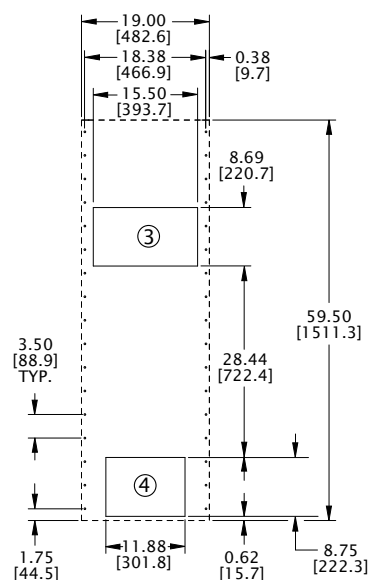
Filter Recoating Adhesive  
Lifting Eyes  
Low Airflow Detector  
Other voltages and frequencies  
Replacement Filters  
Special materials or finishes  
Special motors, line cords, or  
connectors  
Temperature Alarm  
Weather Protection Kit

## PERFORMANCE\*




- ① FILTERED AIR INLET  
(Ambient Air In)
- ② AIR OUTLET  
(Warm Ambient Air Out)
- ③ WARM AIR RETURN FROM  
ENCLOSURE
- ④ COOL AIR OUTLET  
TO ENCLOSURE

## MOUNTING PLAN



Dimensions, inches [mm], are for reference only and subject to change.

kxhe365a.qxd (4/5/21) (CDR: 20315)



## KXHE365A AIR-TO-AIR PANEL-MOUNTED HEAT EXCHANGERS

### DESCRIPTION

The **KXHE Series Air-to-Air Heat Exchangers** combines a choice of state of the art, high-efficiency convoluted aluminum heat transfer element with powerful air movers. This combination uses counterflowing airstreams, for maximum heat transfer efficiency, in a closed-loop system, to provide cooling within sealed electronics or industrial enclosures. This makes the **KXHE** an ideal choice for applications in dirty or oil-laden environments. KOOLTRONIC manufactures its own **KXHE** heat transfer elements.

These unique Heat Exchangers operate effectively when mounted vertically or horizontally, internally or externally, and are available in numerous sizes, capacities and configurations.

**KXHE Air-to-Air Heat Exchangers** are an excellent choice for all applications requiring a closed-loop system which can tolerate cabinet temperatures slightly above ambient.

Where internal temperatures must be kept below ambient, one of the **KPHE Series Water-to-Air Heat Exchangers** or either **Air-Cooled** or **Water-Cooled Air Conditioners** should be considered.

Outdoor operations require weather protection and external protective features. Also see **Intrepid Outdoor Series** and **Integrity NEMA 4/4X Series**.

**KOOLTRONIC also designs and manufactures a variety of Heat Exchangers to meet unique specifications. We invite your inquiries about our modification and custom-design capabilities.**

### STANDARD FEATURES

**CLOSED-LOOP COOLING:** The enclosure interior airflow system is isolated from the ambient airflow system. No ambient air can invade the cool, dehumidified sensitive component compartment.

**EPOXY-COATED ELEMENT:** Fabricated to the same standards as the uncoated convoluted aluminum elements, these are made from epoxy-coated aluminum stock that passed 1000 hour salt spray testing.

**PRECISION BALL-BEARING MOTORS:** All blower motors are UL/CSA Recognized and include automatic-reset thermal overload protection and double-sealed or double-shielded precision ball bearings. Special permanent lubricants perform over a broad temperature range: -20°F [-28.9°C] to 250°F [121.1°C]. Consult KOOLTRONIC for motors designed to meet military or other extreme environmental specifications.

**BLOWERS:** All centrifugal blowers are Kooltronic-designed and built, to provide optimum airflow and pressure for each Heat Exchanger design.

**RUGGED CONSTRUCTION:** Precision-engineered heavy gauge steel construction of all shells and blowers insures Heat Exchangers will stand up under tough applications.

**FILTERS:** The filters included with all Heat Exchangers consist of a multi-layer grid of sturdy, corrugated aluminum in a one-piece aluminum frame. Filters must be kept free of accumulations, to prevent reduction or loss of performance and/or damage to equipment.

**BAKED POWDER FINISH:** Durable, baked-on gray powder finish is standard. Other finishes are available.

**POWER:** Available in 115 VAC, 60 Hz and 230 VAC, 50 Hz or 60 Hz.

**POWER CORD:** All 115 and 230VAC models are supplied with six-foot three-wire cord with plug. BLDC units have three-wire cords without plugs for direct wiring to power source. Special lengths and/or plugs are available.

**GASKETING:** All units are fully gasketed for tight, leakproof installation, in compliance with the NEMA 12 Enclosure Rating.

**UL/CUL LISTED:** All **KXHE365A** models are **UL/CUL Listed**.

### ACCESSORIES AND OPTIONS\*\*

#### FACTORY-INSTALLED OPTIONS:

**ALUMINUM SHELL:** Where light weight and/or compatibility with appearance of Aluminum Enclosures are required. Unpainted Type 5052 is standard. Other types and ultra-violet-resistant baked powder finish are available.

Append "\*\*\*A" to Part No. (5052 Unpainted)


**LIFTING EYES:** A pair of heavy-gauge steel lifting eyes, attached to the side panels, assist in positioning units.

Append letter "K" to Part No.

**LOW AIRFLOW DETECTOR:** Similar to the Airflow Switch described as a Blower Accessory, this switch is installed in a suitable location in the heat exchanger to detect loss of airflow, and sends a signal to a terminal block, through which user-installed wiring and warning devices are activated.

Append letter "M" to Part No.

**\*\*Contact KOOLTRONIC for information.**



## KXHE365A AIR-TO-AIR PANEL-MOUNTED HEAT EXCHANGERS

### ACCESSORIES AND OPTIONS\*\* (continued)

**MOUNTING HINGE:** (Left-hand or Right-hand) Allows the heat exchanger itself to be used as a cabinet door. (Caution: The cabinet must be able to support the full weight of the unit in open position.) Specify left-hand or right-hand, determined by facing the mounting side of the heat exchanger.

Append letter "P" to Part No. for left-hand.

Append letter "S" to Part No. for right-hand.

#### OTHER VOLTAGES AND FREQUENCIES\*\*

#### SPECIAL MATERIALS OR FINISHES\*\*

#### SPECIAL MOTORS, LINE CORDS OR CONNECTORS\*\*

**STAINLESS STEEL SHELL:** For applications in corrosive or other hostile environments such as those requiring Internal Corrosion Resistant Coatings, especially where chemical/moisture combinations are present.

Append letter "V" to Part No. (304-2B Unpainted)

**TEMPERATURE ALARM:** A thermostat is mounted inside the cabinet and attached to a sensor in the warm air return. When the air temperature increases to the set point, a signal is sent to a terminal block. User-installed wiring from the terminal block to local and/or remote warning devices (*light, bell, siren, etc.*) can be for normally open or closed operation.

Append "\*\*\*B" to Part No.

### CUSTOMER-INSTALLED OPTIONS:

**FILTER RECOATING ADHESIVE:** This compound is a superior product for recoating filters after washing. The adhesives penetrate dirt layers to keep the filter surface tacky for longer effective performance between washings.

Part No. A-16 - 10 ounce container.

**REPLACEMENT FILTERS:** All KOOLTRONIC filters consist of a multi-layer grid of sturdy corrugated aluminum, securely held in a one-piece aluminum frame. Filters are required wherever air is drawn into an electronics enclosure or related cooling equipment to keep internal parts as clean as possible.

A non-drying adhesive coating traps a high percentage of particulate matter. These filters are reusable, they may be washed and recoated with the appropriate filter recoating adhesive. Replacements are available for those which become damaged or otherwise non-serviceable.

Part No. 10501F (16.63" x 10.13" x 0.50" [422mm x 257mm x 13mm])

**WEATHER PROTECTION KIT:** For outdoor installations subject to invasion by rain, snow or windblown dirt, special deflectors shield the condenser air inlet and outlet ports. Air conditioners or heat exchangers installed outdoors require special exterior paint.

**\*\*Contact KOOLTRONIC for information.**

### HOW TO ORDER

Specify model number. NOTE: Accessories and Options may affect model number, contact KOOLTRONIC for information.

*For assistance in model selection, refer to the Heat Exchanger Sizing and Selection Guide, contact KOOLTRONIC, or use one of our design aid software programs, available FREE.*

CALL 1-800-321-KOOL (5665)  
or FAX 609-466-1114

POPULAR MODELS ARE  
STOCKED AND READY TO SHIP

