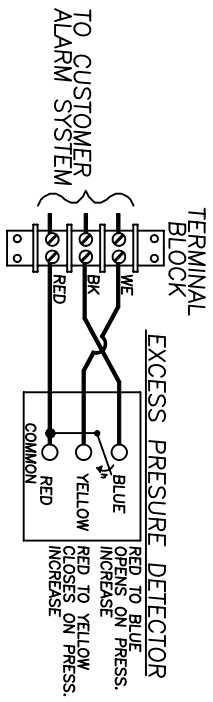
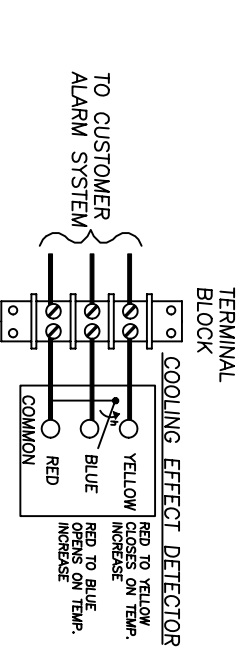
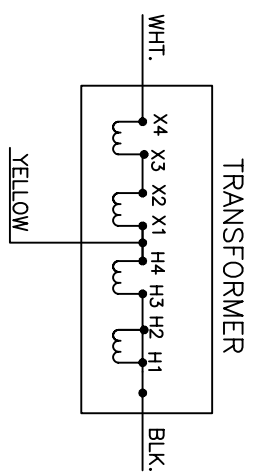
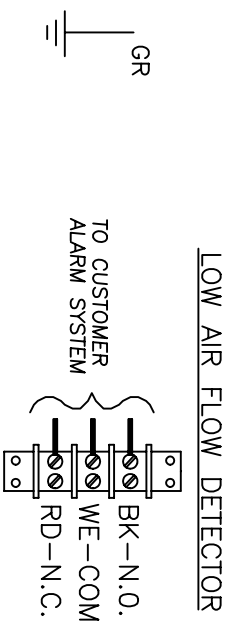
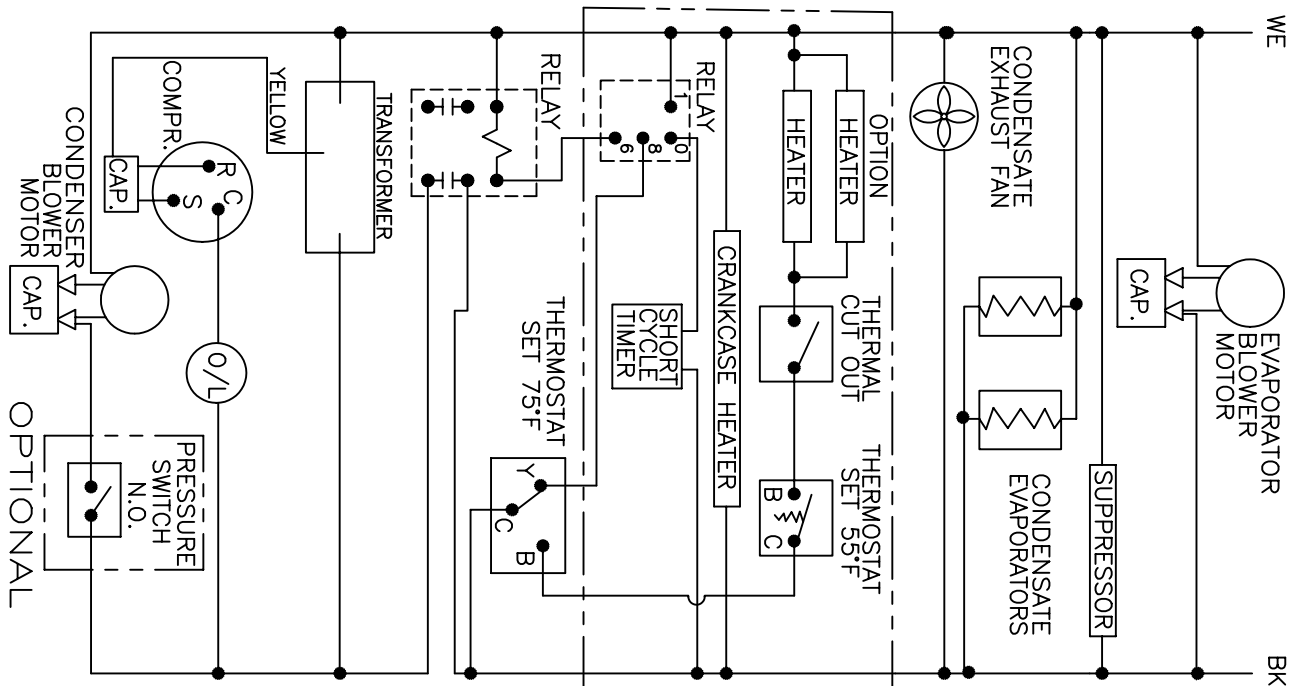


REVISIONS		DESCRIPTION	DATE	APPROVED
SYM	NOTICE			
-	ER 96/236	NEW DRAWING RELEASE	8/29/96	JS
A	EC 97/3	H1 WAS H4, H2 WAS H3, H3 WAS H2, H4 WAS H1 X1 WAS X4, X2 WAS X3, X3 WAS X2, X4 WAS X1	1/3/97	JMB
B	EC 98/281	REPLACED 0694-43 RELAY WITH 0694-17 RELAY	1/15/99	RL

THIS DOCUMENT IS THE PROPERTY OF KOOLTRONIC, INC. AND CONTAINS PROPRIETARY AND CONFIDENTIAL INFORMATION WHICH MUST NOT BE DUPLICATED, USED OR DISCLOSED OTHER THAN AS EXPRESSLY AUTHORIZED BY KOOLTRONIC, INC.



ALL DIMENSIONS ARE IN INCHES, DIMENSIONS DESIGNATED MM ARE IN MILLIMETERS.

UNLESS OTHERWISE SPECIFIED TOLERANCES NON-ACCUMULATIVE		DRAWN	DATE
TOL. ON INCHES	MM	JERRY STEDNICK	8/29/96
.XX	±	ENG.	
.XXX	± .010	±	9/13/96
ANGULAR	± 1/2°	MFG. ENG.	
MATERIAL		CHECKED	
UNITS	K2A3C14NP59R5-1	APPROVED	
		BKK	9/11/96



KOOLTRONIC, INC.
HOPEWELL, NJ VENTURA, CA USA

WIRING DIAGRAM

CODE IDENT. NO.:	SIZE	DWG. NO.	REV
06223	A	WD-257	B
SCALE 1=1	CAD. REF. WD000145	SHEET	1 OF 1